


1985



33125



33133



33115



Railway. One of the bestsellers from BRIO.



Railway


The railway reflects quality and a simplicity of design that invites children of all ages to participate; create their own town or world; and let their imaginations soar. With its many accessories, it is a system to be built—and built upon.

The interchangeable, reversible railway track connects easily to form many configurations. The trains use a magnetic coupling for easy connection. The wheels are securely and safely attached. There are many different trains available and the accessories include a wide range of track, bridges, and crossings; as well as buildings, vehicles, and support structures.

33115 BRIO Railway Engine with two waggons, 8 curved tracks e.

33125 BRIO Railway Engine with three tipping trucks, 12 curved tracks e, 1 straight track a, 1 straight track d and one viaduct.
Length 100 cm.

33133 BRIO Railway Passenger train with 3 different trucks, 2 straight tracks a, 3 straight tracks a1, 2 straight tracks d, 8 curved tracks e, 4 curved tracks e1, 2 ascending tracks, 1 pair of curved switching tracks, 2 supports, 1 platform with 6 figures.
92x59 cm.



33143 BRIO Railway Engine with 3 loading trucks, 3 straight tracks a, 3 straight tracks a1, 6 straight tracks d, 12 curved tracks e, 8 curved tracks e1, 2 ascending tracks, 1 pair of double curved switching tracks, 6 supports, 1 quay-berth, 1 crane, 1 containerboat with load, 1 truck with trailer.
154x59 cm.

33230 Container Terminal Engine with 3 loading trucks, truck with trailer, fork-lift, gantry crane, 2 tracks d, 1 switching and crossing track.

33152 BRIO Railway Engine with three waggons, 16 curved tracks e, 4 straight tracks a, 1 straight track b, 1 straight track c, 4 straight tracks d, 1 switching track f, 1 switching track g, 1 crossing track h, viaduct and station building. In wooden box.
Length 155 cm.



33326



33327



33365



33369




33371




33392

33390

33391



33323



33359



33513


33511

33512

33311

33310

33317



33376



33518

33310 Tipping Truck Train Engine with 3 tipping trucks.

33311 Freight Express Engine with 3 loading trucks.

33317 Passenger Train Engine with 3 different trucks.

33511 Goods Train Engine with 3 loading trucks.

33512 Intercity Train 3 waggons.

33513 Diesel Train Engine with 2 passenger-trucks.

33518 Car Transporter Engine with bogie-carriage and a passenger-car. 1 straight track d and 1 approach ramp.

33323 Gantry Crane

33326 Universal Crane With two containers. Length of jib 16 cm.

33327 Crane

33359 Level-crossing Barriers 1 pair.

33365 Engine Shed With engine and switching track.

33369 Trees and accessories 6 trees, telephone poles, warning-cross.

33371 Signal House and Signals With semaphore and light signal.

33376 Ferry

33390 Spare Plugs 20 pcs.

33391 Magnets 10 pcs.

33392 Spareparts 20 red wheels, 40 nails, 20 magnets and 10 plugs.



33343




33342




33345



33348



33349



33360



33339



33337



33347

33346



33362




33368



33338



33357



33353




33363



33354



33355



33364



33352



33351



33337 Short curved tracks Accessory Set 4 pcs e1.

33338 Medium Straight Accessory Set 2 pcs a1, 1 pce b1, 1 pce c1.

33339 Accessory Set — medium straight tracks 2 pcs a, 1 pce b, 1 pce c.

33341 Straight Tracks 4 pcs d.

33342 Curved Tracks 4 pcs e.

33343 Assorted Track Set 7 straight and 4 curved tracks: 2 pcs a, 1 pce b, 1 pce b1, 1 pce c, 1 pce c1, 1 pce d and 4 pcs e.

33345 Switching and crossing track/Diamond Points

33346 Curved switching tracks/Curved Points 1 pair.

33347 Double Curved switching tracks/Double Curved Points 1 pair.

33348 Switching tracks/Points 1 pair.

33349 Crossing tracks Crossing tracks, 1 pair of buffer stops and 2 warning crosses.

33351 Viaduct/Bridge


33352 Big Dipper 4 ascending tracks and 4 supports.

33353 Suspension Bridge Bridge head, 2 bridge-sections, 2 ascending tracks and 4 supports. Length 108 cm.

33354 Double Bridge With 2 ascending tracks.

33355 Supports 6 pcs.

33357 Lifting Bridge A raised lifting bridge with bridge gates, operating house and two ascending tracks. Length 66 cm.



a1 b1 c1 a b c d e e1 g f h

33360 Turntable

33362 Tunnel


33363 Archbridge/Viadukt

33364 Draw Bridge Bridge, 1 support and 2 ascending tracks.

33368 Platform With bench and figures.




33329



33374



33578




33381



33525



33383



33528



33322



33367



33524



33379




33320



33572



33568



33575



33577



33527



33526



33382



33521



33523



- 33320 Minicars 4 cars.
- 33322 Fork Lift Truck Set Truck and trailer with container.
- 33329 Railway-crane With waggon.
- 33367 Railway Station 3 buildings and platform.
- 33374 Town Church, skyscraper, two villas, factory and 6 trees.
- 33379 Quay-berth Quay, containerboat with load, crane, 1 figure.

- 33381 Conveyor
- 33382 Dumper
- 33383 Mobile Crane
- 33384 Front-loader
- 33521 Breakdown Lorry Set Breakdown lorry and truck.
- 33523 Gas Truck/Petrol Tanker With 2 pumps and a man.

- 33524 Trailer/Articulated Truck With 2 containers.
- 33525 Truck with Trailer With detachable load.
- 33526 Timber Truck With timber load.
- 33527 Vehicle Transporter With passenger-car.
- 33528 Tractor with Waggon With 2 figures.
- 33568 Footbridge and Family With 4 figures. Length 19 cm.

- 33572 Country Cottage Set 1 house, 6 bushes and trees, 9 figures, 1 bench and 1 fence.
- 33575 Animal Farm Set 1 house, 2 trees, 1 silo, 8 figures, 1 water pump, 8 fences and 8 posts.
- 33577 Police Station Set 1 house, 1 garage, 2 cars, 3 figures and 1 lamp.
- 33578 City Park Set Bench and 4 persons, 5 animals, 1 tree, 2 bushes and 1 lamp.