



2005

Years  
Años  
1 1/2  
Jahre  
Ani



## Now I have my own train set!

BRIO® starter sets for younger children were developed in consultation with independent experts in childhood development and learning. Start by letting your child play with the engine. Then join the wagons to the engine, one by one. Let your child feel the textures of the soft tunnel and encourage him or her to drive the train through it. Build a winding track together, then show how the train can drive up on to the railway using the special guide tracks.



Drive along the floor and up on to the tracks!

**Absorbing railway play that stimulates motor skills and perception, from age 1 1/2 onwards.**

**All the parts fit the BRIO® Wooden Railway!**



my first railway

## My first BRIO® railway!



NEW


15 pieces

**My First Railway Set (33700)** can be built into a long, snaking track on the floor. Help your child connect the engine to the three wagons and drive the colorful train on to the BRIO® tracks. Includes 8 tracks, 2 special guide tracks and a soft house tunnel made from fabric that the train can drive through. Total track length: 1330 mm/52.4".



**My First Battery Powered Railway Set (33701)** offers even more exciting play opportunities! With the battery powered engine in the lead, the three wagons run just as well on the floor as on the track. Putting together the BRIO® track, and adding the special guide tracks, painted bump track and a big soft mountain tunnel made from fabric makes a real challenge for children's motor skills. Total track length: 1762 mm/69.4".

17 pieces



NEW

Press the button and watch the battery powered engine go!



# THE WILD WEST



## Everything you need for the big bank robbery!



27 pieces



The world's first wooden engine with moving pistons!

**Wild West Set (33054).** A set for Wild West adventure in the childhood of the railway! Contains Wild West engine, passenger car and open wagon for carrying gold, horse and carriage, sheriff, bandit, bank teller and bank full of surprises. Press the button and the safe blows up with a bang, throwing out the money! Total track length: 1910 mm/75.3". Layout: 660 x 650 x 131 mm/26" x 25.6" x 5.2".

## Exciting adventures with trains and track!

14 pieces

**Panda Circle Set (33001)** Load up the bamboo shoots and drive them to the pandas! Easy-to-build circular track with engine and engine driver, wagon with removable cargo, 2 pandas and 8 E tracks. Total track length 1280 mm/50.5". Layout 450 x 450 mm/17.5" x 17.5".



17 pieces



**Car Transporter Set (33003)** Load the car on to the train! A traditional and easy-to-build beginner set with engine and engine driver, 1 freight wagon, 2 cars, 1 crossing with lifting booms and 11 pieces of track. Total track length 1546 mm/60.9". Layout 558 x 530 mm/22" x 21". (Not available in Canada.)

19 pieces




**Bridge Starter Set (33005)** Drive the train through the tunnel! Figure 8 set that provides lots of fun. Contains engine and engine driver, 1 passenger car, 14 E tracks, 1 curved crossing H3 and 1 sturdy tunnel. Total track length 2580 mm/101.6". Layout 890 x 450 mm/35" x 17.7". (Not available in US and Canada.)

24 pieces



**Safari Figure 8 Set (33007)** An adventure-packed, figure 8 set with lots of wooden pieces. Contains engine with safari guide, open wagon, zebra, leopard and rhinoceros, a fine forest grove to hide in and a scenic viaduct bridge with ramps. 14 pieces of wooden track included. Total track length 2640 mm/104". Layout 1000 x 450 mm./39.4" x 17.7"

# ZOO



## Happy days at the zoo!

25  
pieces

**Wooden Zoo Set (33053).** Well-made and easy-to-build railway set with decorated animal house, elephant, rhinoceros, giraffe, safari train with two open wagons, zookeeper and an impressive entrance. Total track length: 1966 mm/77.5". Layout: 600 x 570 mm/23.6" x 22.5".

## Packed with tracks, trains and accessories!

24  
pieces

**Mountain Adventure Set (33009)** A set that offers many hours of fun! Contains 1 scenic mountain tunnel, battery-powered engine with working headlight and forward/reverse, passenger car, 2 bears with a wooden lair, boulder ravine with built-in track and 17 pieces of wooden track. Total track length 3000 mm/118". Layout 1150 x 610 mm/45.3" x 24".

35  
pieces

**Country Crossing Play Set (33050).** Ride over the bridge, down to the farm and around the bend to see all the animals! Total track length 3324 mm/131". Layout: 1060 x 555 mm/41.8" x 21.9".

38  
pieces

**Track & Stack City Set (33051).** Ride up in the lift and back down again in the train! An exciting twin-level track for fast passenger journeys. Total track length 3798 mm/149.6". Layout: 1210 x 860 mm/47.7" x 33.9".

# Deluxe Sets!

**49  
PIECES**



Girder Bridge! Lifting Bridge! BRIO® Tower Crane!

33076 Packed in plastic box.

33077 Packed in wooden box. (Not available in USA or UK)



**Freight Yard Set.** Layout: 712 x 574 mm/28" x 22.6". Total track length: 3884 mm/153".



Lifting Bridge! Mighty Red Action Locomotive!

Light & Sound Steam Engine!

**75  
PIECES**

**Harbour Action Set.** Layout: 1140 x 707 mm/ 44.9" x 27.9". Total track length: 5996 mm/236".



33080 Packed in wooden box. (Not available in USA or UK)

33079 Packed in plastic box.



Light & Sound Steam Engine!

Magnetic Action Crossing!

Lifting Bridge!

**96  
PIECES**

Record & Play Railway Station!

**Light & Sound City Action Set.** Layout: 1213 x 810 mm/ 47.8" x 31.9". Total track length: 7860 mm/310".



33082 Packed in plastic box.

33083 Package for U.S and Canada. (Not available in the UK)



**smart  
track**

Age 3 upwards



Start the Smart Track Engine and drive on the Wooden Railway



Look Listen Add more exciting sounds and effects



Add more smart accessories Plan your next adventure

## Drive smart! Build interactively!


- Play with new technology on the world's oldest wooden railway. Start playing with the Smart Track Engine just like a normal battery-operated engine, then add new features with BRIO's smart tracks. The more accessories you have, the more the sounds and actions the engine has!
- Brake! Reverse! Slow down and sound the horn! When the unique Smart Track Engine drives over a smart track the pre-programmed engine reacts with exciting sounds and realistic railway action.
- Smart Track is part of the BRIO® Wooden Railway system. All tracks and accessories are compatible with the system.





## Build Smart Track into the Wooden Railway!

Stage a railway adventure with authentic sounds and events! New tracks and accessories activate more smart features on the Track Reader Engine.



Full speed ahead for the bridge! (33768).

The engine "reads" information from the smart tracks (33761).

Slow down to 50 for the crossing! (33768).

See the engine reverse into the siding, collect the wagon and set off (33763).

Hear the engine being repaired! (33765)

The engine stops automatically when the barriers are lifted (33767).

Hear the sounds of the station! (33762)

The engine slows down and sounds a horn (33764).



Start the adventure with the **Smart Track Engine & Tracks** (33761) – the starter set in the Wooden Railway of the future! This includes a Smart Track Engine and two smart tracks that make the engine sound its horn and stop. The engine's actions and sound effects are powered by 2 x AA 1.5 V batteries (included). Engine length 121 mm/4.75".



**Smart Speed Tracks** (33768) control the speed of the engine. The 50 track slows the Smart Track Engine down and you hear the engine tone drop. When the engine crosses the 90 track the engine tone rises and the train picks up speed. Length 108 mm/4.25".



**Smart Reversing Tracks** twin pack (33763). The Smart Track Engine stops with a squeal of brakes, then sets off again in the opposite direction. Length 108 mm/4.25".



**Smart Warning Track** (33764). The Smart Track Engine sounds its horn, slows down and then picks up speed again. Length 108 mm/4.25".



The **Smart Track Engine** slows down and stops at the Smart Track Station (33762). You hear authentic station messages and sounds until the big engine starts up again and drives off. Length 216 mm/8.5".



Turn the knob to the red signal to make the Smart Track Engine pull up at the repair shed and hear the sounds of the engine being repaired. After a few seconds the engine starts up again and leaves the repair shed. When the signal is green the engine drives straight through the **Smart Track Repair Shed** (33765) without stopping. Length 144 mm/5.5".



The **Smart Track Engine** automatically slows down and stops when the Smart Crossing Track (33767) is open to road traffic. When the time comes to lower the barriers the engine is restarted manually. Length 234 mm/9.2".

# Remote Control

## I'm in charge of the railway!

Remote control Wooden Railway toys are loved by children who like to be in charge. The railway adventure is controlled using an easy-to-grasp remote control that can be used by children from age 3 onwards. The new, super-fast BRIO® train encourages children to run two trains on the same track. All batteries included!



**Remote Control Action Train (33221)** with five different functions – forward, reverse, stop, sound the horn and switch the headlight on/off. Children control the train using a remote control. Each of the functions can also be controlled manually. The train and remote control are powered by 4 x AA + 4 x LR44 1.5 V batteries (included). Length 190 mm/7.5".



Forward  
Toot sound  
Headlight on  
Channels 1 and 2 (to control 2 trains simultaneously)  
Backward with light and sound  
Stop

## Battery Operated Engines



**Mighty Red Action Locomotive (33223)**. Drives in both directions (forward/backward), twin headlights and chuff-chuff sound effect.



**Battery Powered Engine (33222)**. Drives forward/backward, with working headlight.



**Two-Way Battery Powered Engine (33225)**. Drives forward/backward, with working headlight.



**Big Green Action Locomotive (33239)**.



**Remote Control Express Train (33218)** controlled by remote control and with the same fun-packed features as other BRIO® remote control items. The train and remote control are powered by 4 x AA + 4 x LR44 1.5 V batteries (included). Length 190 mm/7.5".

Age 3 upwards  
Two channels (A/B) mean two engines can run at the same time!



Take charge of the traffic over the **Remote Control Bridge (33219)**, BRIO's sturdy sound & light bridge. When the middle section of the bridge is raised using the remote control the red lights on top flash and a warning bell rings. The bridge and remote control are powered by 3 x AA + 2 x LR44 1.5 V batteries (included). Length 648 mm/25.5".



Raise centre section  
Lower centre section  
Used to control bridge

## Light & Sound Engines





**Light & Sound Diesel Engine (33241)**. As the engine moves, a light in the engine compartment flashes and you hear a realistic engine sound. The faster the child moves the engine, the faster the engine sounds.

- toot  
- toot  
- toot!

**Light & Sound Steam Engine (33240)**. As the engine moves, the fire glows in the boiler and you hear a realistic engine sound. The faster the child moves the engine, the faster the engine sounds.



# Over the bridge and into the tunnel!



## Up! Over! Under! Lift away!

Bridges and tunnels open new paths for your child's imagination and creativity. Each accessory that is added to the Wooden Railway leads directly to exciting new adventures!



**A** Battery Operated Action Train (33535) with BRIO's popular two-way battery powered engine! The tender rocks about and the cement mixer spins around as the engine pulls them along.



- B** Mining Play Set (33686). A complete play world with realistic scenery to build. The load on the wagon rocks around as it is pulled along.
- C** Loads Wagon (33654). With magnetic cargo.
- D** The Super Supports (33254) available in a pack of two supports.
- E** Stacking Track Supports (33253) Twin-pack. Keeps the track in place when building bridges, tunnels or layouts on two levels.
- F** Bridge Track (33370) allows railway traffic to pass under the Lifting Bridge (33357). Height 217 mm.
- G** Lifting & Crossing Bridge (33672) can handle railway traffic on two levels! Press the green handle to raise the bridge and stop the traffic on one side. A stop sign pops up automatically on the other side.
- H** Lifting Bridge (33357) with middle section that can be raised and lowered by means of a large crank handle.

- I** Fork Lift and Wagon Set (33321). Load and unload the magnetic cargo on the wagon.
- J** Tipping Wagon (33546) can be loaded and unloaded from the side.
- K** Push & Play Switching Engine (33235). Press the button to couple and uncouple loose wagons quickly.
- L** Chiming-Bell Wagon (33227). The little bell rings as the wagon rolls along.
- M** Red Engine with Tender (33644). An extra long steam engine with four pairs of wheels.
- N** Zebra Wagon (33545). Open the roof and the zebra sticks his head out!
- O** Hear four exciting sound effects when you press the button or when a train passes through the Adventure Tunnel (33481).
- P** Wild animals en route! Safari Train (33408) helps develop your child's fine motor skills and inspires exciting role play. Includes engine driver and three wild animals.

- Q** Wooden Passenger Train (33648). The classic wooden train of childhood!
- R** The Viaduct Bridge (33351) is a BRIO® classic that you can drive over or under.
- S** Tower Crane (33242) with crane driver, working crank handle and magnetic cargo for loading and unloading.
- T** Freight Express (33311). Fun-filled train set with engine and three wagons to load up.
- U** Stop & Go Shed (33530). Stop the battery powered engine and open the roof to carry out an inspection! Foreman included.
- V** BRIO® Tunnel (33362).
- W** Double Suspension Bridge (33683). Extend the railway adventure by a full 1134 mm/44.7"! The wide, built-in bridge supports are designed to cope with heavy rail traffic!
- X** Blue Engine (33607) with three pairs of wheels and realistic graphics.


- Y** Fuel Wagon (33548) with fixed wooden tank.
- Z** Low Level Crane (33245) with painted load, a sturdy crank and a built in magnet hoist for tackling serious loading and unloading tasks.
- AA** Girder Bridge (33482) with bridge supports and ascending track.
- AB** Engine Shed (33374) with space for two large engines.
- AC** Blue Engine with Tender (33647). An extra long wooden engine with four pairs of wheels.
- AD** Red Engine (33604) with three pairs of wheels and realistic graphics.
- AE** Giraffe Wagon (33539). Open the roof and the giraffe sticks his head out! Length 85 mm/3.3".



Red Cattle Wagon (33651).



# Sound and light railway toys!



## Press the button and hear the announcement!

Flashing lights and realistic sounds stimulate children's imagination. BRIO® accessories and battery-operated effects encourage children to act out exciting new roles without dominating creative play. The toys can also be used without batteries – otherwise it wouldn't be BRIO®!

- A** The well-made and finely detailed **Grand Roundhouse** (33456) has a 5-way switch and doors that open at the front and back. Room for up to 5 trains or 10 small vehicles.
- B** The **Light & Sound Timber Train** (33536) and its removable load are driven by a true steam engine with a glowing boiler and realistic engine sounds. The faster you push it, the faster the engine chugs!
- C** Tunnel peek-a-boo! When the train passes through the **Pop-Out Animal Tunnel** (33753), the three farmyard animals look out.
- D** **Countryside Train** (33326). Includes two magnetic bales of hay.
- E** **Classic Wooden Steam Engine** (33608).
- F** Put one of the farmyard animals in the **Animal Yard** (33679). Hear the sound the animal makes when a train goes past. The horse neighs, the pig grunts, the cow moos and the sheep baas. If the yard is empty you just hear birdsong.


- G** **Garage Play Set** (33684). A complete play world with three exciting vehicles, play figures and scenery to build.
- H** **BRIO® Classic Engine** (33610).
- I** **Tall Tunnel** (33459) which is also wide.
- J** **Speaking Station** (33680). The speaking station welcomes you in English, German or French depending on which city is shown on the station sign. Play figure included!
- K** **Magnetic Signal** (33751). Signal changes automatically when a train passes.
- L** The **Old Steam Engine** (33537) has moving pistons. The faster you push the engine, the faster the pistons move.
- M** **Milk Wagon** (33547) with removable magnetic milk tank.

- N** **Magnetic Action Crossing** (33750). The barriers are lowered automatically to stop the road traffic when a train passes.
- O** **Children's Train** (33315) with engine, two open wagons and three play figures.
- P** **Magnetic Bell Signal** (33754). The bell rings every time a train passes.
- Q** **Foot Bridge Tunnel** (33666). BRIO® figure included.
- R** **Red Engine with Driver** (33238).

- S** Press the funnel to make the ferry sound its horn and turn on its lights! The **Lights & Sound Ferry** (33682) can be loaded up from the bows or the stern and has special docking tracks to join it to the Wooden Railway.



Take imaginative play even further!



## It's not real railway play without BRIO®!

Children all over the world are constantly travelling on new adventures with BRIO® Wooden Railway. How many toys maintain the same unbeatable appeal generation after generation? BRIO® Wooden Railway is the Original.



- B** The world's first high-speed train system, **Shinkansen Passenger Train** (33417), which was built in Japan.
- C** **Control Tower** (33676) with footbridge and tower engineer. Warning lights flash and realistic sound effects are activated when a train passes under the tower.
- D** Load up then unload with the **Red Tipping Wagon** (33614)!
- E** **Fire Station** (33589). Press the bell and the brave firefighter slides down to the fire engine with its flashing light and working siren.
- F** The **Mallard** (33414) from England was the fastest steam engine of its time.

**A** **Fire Brigade Play Set** (33685). A complete play world with BRIO® fire engine, scenery to build and two play figures.



- G** **Record & Play Railway Station** (33668). Record your own station messages! With pre-recorded train sound and working station light.
- H** **High Speed Train with sound** (33418.) Press the button to hear the engine sound its horn!
- I** **Light & Sound Bubble Wagon** (33550). An imaginative wagon with sliding magnifying glass, windows that light up and two cool sound effects – a funny bubbling sound and a great big splash!
- J** **Light & Sound Fire Engine** (33542). Emergency vehicle with firefighter, flashing light, siren sound, wagon and extending ladder.
- K** **Light & Sound Level Crossing** (33675). The warning light flashes and the bell rings. Activated by hand or by a passing train.
- L** **BRIO® Play People** (33643) fit in all open BRIO® engines and wagons.
- M** **Car Transporter** (33549) with removable wooden car.
- N** **Light & Sound Diesel Engine** (33241). Read more about this engine on page 17!
- O** **Platform** with bench and two BRIO® figures (33367).
- P** **Old Passenger Car** (33538) for BRIO®'s classic train sets.
- Q** **Mighty Red Action Locomotive** (33223). Read more about this engine on page 16!
- R** **Passenger Car** (33626) with traditional decoration.
- S** **Battery Powered Engine** (33222). Read more about this engine on page 16!
- T** **Light & Sound Ambulance** (33541) with flashing warning light and working siren. Ambulance driver or patient can sit or lie in the emergency vehicle.
- U** **Autostop & Start Engine and Track Set** (33224). Use the lever on the track to stop the battery operated engine. The engine runs forwards and backwards and has a working headlight.
- V** **Railway Crossing** (33388) with lifting barriers, two warning signs and A1 track.
- W** **Stop & Go Station** (33681). When the signal is red, BRIO® battery-operated engines stop at the station. When it is green the engines drive straight through.
- X** Does the train dare go over the bridge? **Collapsing Bridge** (33381) with middle section that collapses when a child presses the red button. The bridge is easily reassembled in time for the next exciting adventure.
- Y** **Light & Sound Police Car** (33540), complete with police officer, flashing warning light and siren sound.
- Z** **Light & Sound Truck** (33544). A sturdy, new two-piece truck with a horn on the roof. When the wheels turn they activate the truck's exciting sound and light effects. The faster the child pushes the truck, the better the engine sounds!

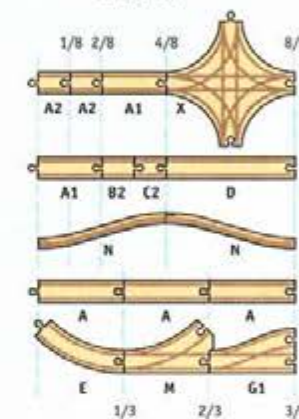
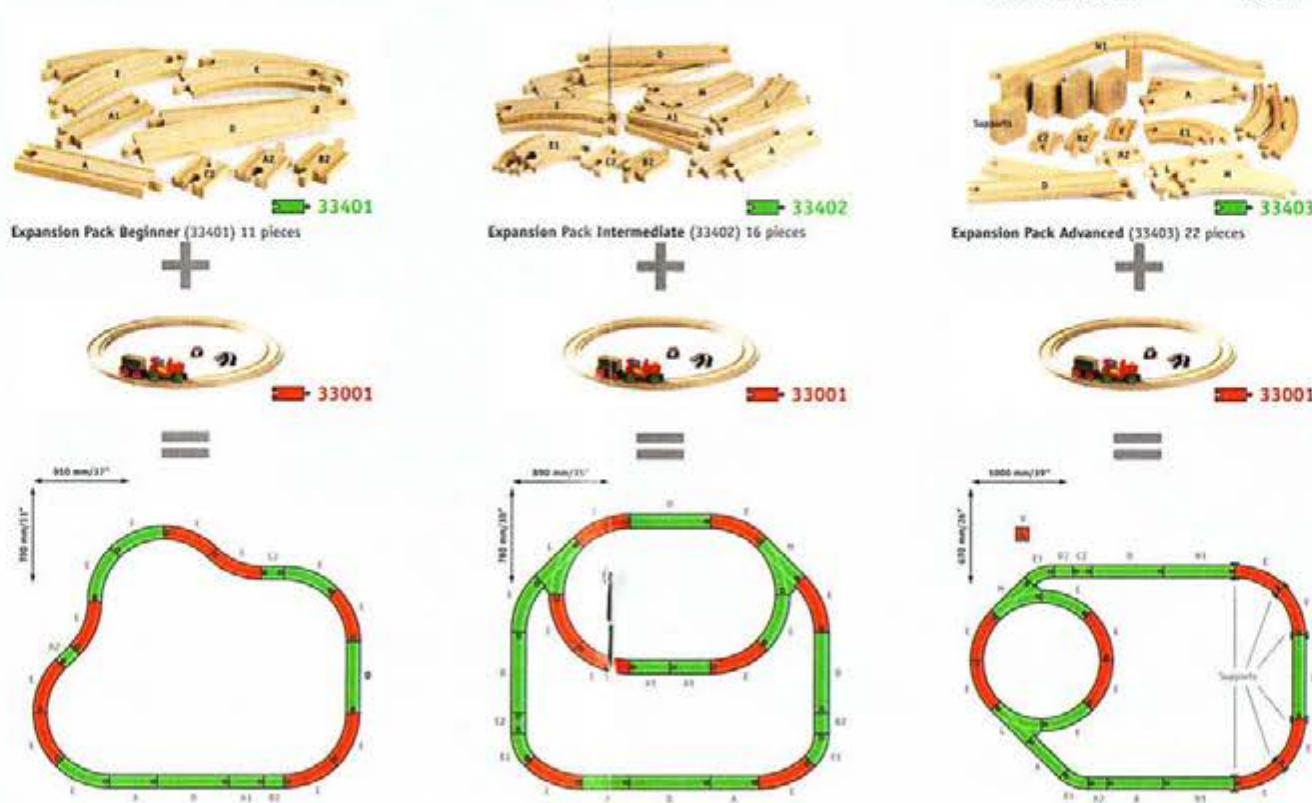
## Build new tracks!

BRIO®'s classic range of toys are loved by children all over the world and prized by parents for their lasting play appeal and unique features. The endless possibilities for expansion and unique combination of traditional wood and modern technology make BRIO® Wooden Railway the toy of choice in early childhood.



## Expand your BRIO® starter set

BRIO®'s Wooden Railway system can be expanded to renew their appeal as children grow. The expansion packs shown alongside add new play possibilities when combined with a BRIO® starter set. Adding new tracks and accessories will stimulate children's imagination and skills through developmental railway play.



This year's expansion packs are designed for extending the Panda Circle Set, Car Transporter Set, Bridge Starter Set, Safari Figure 8 Set and Mountain Adventure Figure 8 Set. Each expansion pack includes a brochure that shows how to extend the five starter sets.



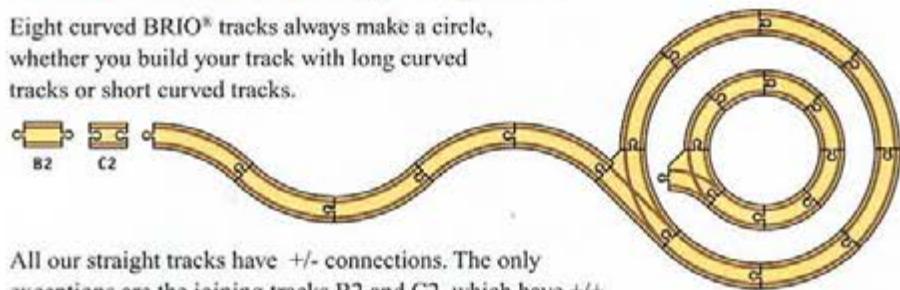
## BRIO® Wooden Railway is the Original

The overview chart on the right shows all the tracks and switches that make up the modular system. Parts can be joined and combined freely to create lots of exciting new layouts.



## Track-building tips!

Eight curved BRIO® tracks always make a circle, whether you build your track with long curved tracks or short curved tracks.



All our straight tracks have +/- connections. The only exceptions are the joining tracks B2 and C2, which have ++ and -- connections.

All curved BRIO® tracks have grooves on both sides. Just turn the track over and it will curve in the opposite direction!

### All the tracks join together!



Unique opportunities for creative play and hours of fun!

### All BRIO® accessories follow the same modular system

BRIO® bridges, buildings and tunnels are equivalent to one or more long straight tracks. When you add an accessory you simply add the matching length of straight track to the other side to keep the layout otherwise the same.




## Amelia is five months old and has a secret

*A soft little dog with striped ears has become Amelia's favorite toy. When her mother plays peek-a-boo with it she squeals with delight. Her mother thinks that Amelia likes the dog because it has such a sweet face. But Amelia has a little secret: she plans to bite the BRIO® teething rattle with her very first tooth!*

Let your child play with BRIO®! The following pages are filled with reassuring activity toys that follow every step of a child's development in those critical first six years of life.



Teether Dog (30045) in soft plush fabric with built-in rattle, rustling ears and a soft, chewable body.



It's more than a toy. It's a childhood.®



#### Sweden

BRIO AB/BRIO Toy  
Phone: +46 479-190 00

#### United Kingdom and Ireland

BRIO Limited  
Phone: 01509 231874

#### Canada

BRIO Scanditoy Inc.  
Phone: (800) 461-3057

#### Finland

BRIO OY  
Phone: 02-436 3600

#### Denmark

BRIO A/S  
Phone: 47 31 48 00

#### Norway

BRIO AS  
Phone: 33 37 88 00

#### Germany

BRIO GmbH  
Phone: 09122/98 97 - 0

#### USA

BRIO Corporation  
Phone: 888-274-6869

#### France

BRIO S.A.  
Phone: (01) 56 86 16 30

#### Poland

BRIO Polska Sp. z o.o.  
Phone: (0-91) 431 11 50

#### Japan

BRIO Japan KK  
Phone: (0081) 03 5766 5032

#### Hong Kong

BRIO (Hong Kong) Limited  
Phone: +852 3520 4082

[www.brio.net](http://www.brio.net)



©BRIO AB, SWEDEN.  
All products and packaging  
are protected by Intellectual  
Property Laws of many countries.  
Violators will be prosecuted.