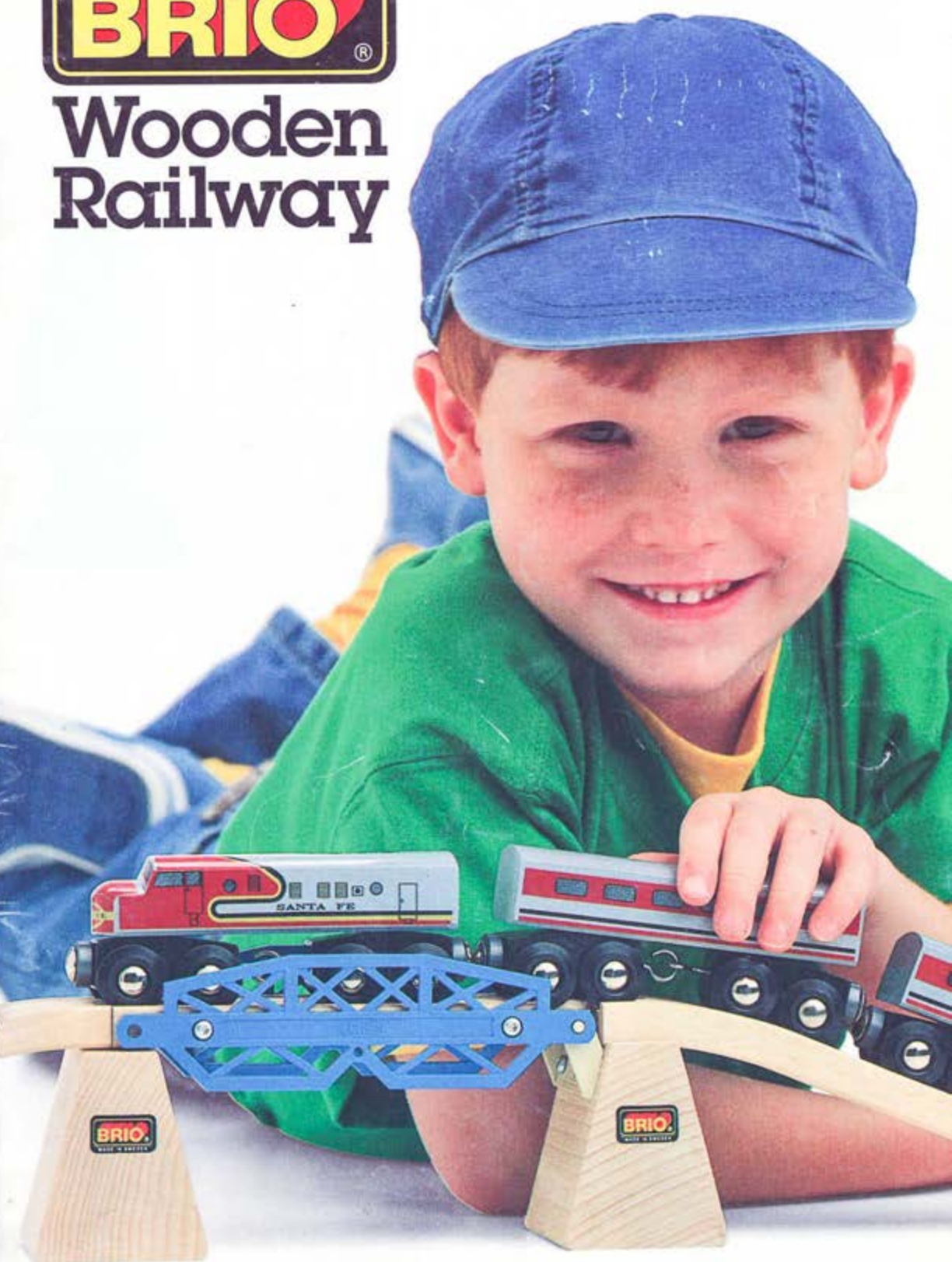




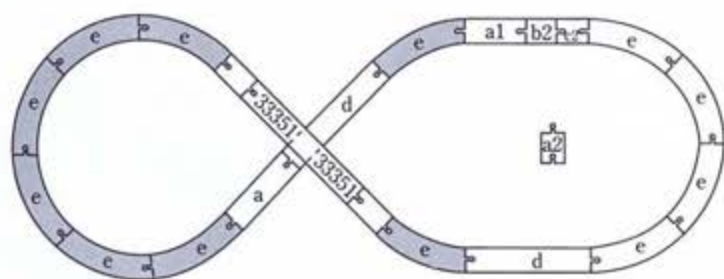
Wooden Railway



Timetable.

The path from the simple circle to extensive layouts is child's play with the BRIO® Wooden Railway. Everything is compatible and easily expandable to keep up with the many stages of your child's development. It's simple to select components that are appropriate for her age, skill and interest levels. Following are some ideas for different layouts. But, remember, these

Railway set:
33115



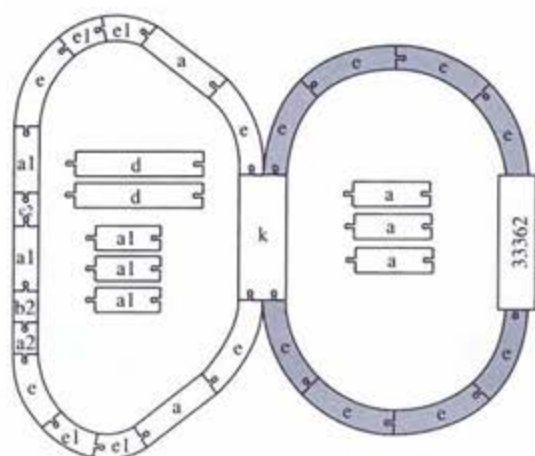
Add this track.

33336 Assorted track.
(4 x e; 2 x d; a; a1; a2; b2; c2)

33351 Viaduct.
(3 pieces)

■ Track from Railway set **33115**
Total amount of track = 22 pieces
Layout dimensions = 18" x 47" or 46 x 119 cm.
--- track underneath viaduct

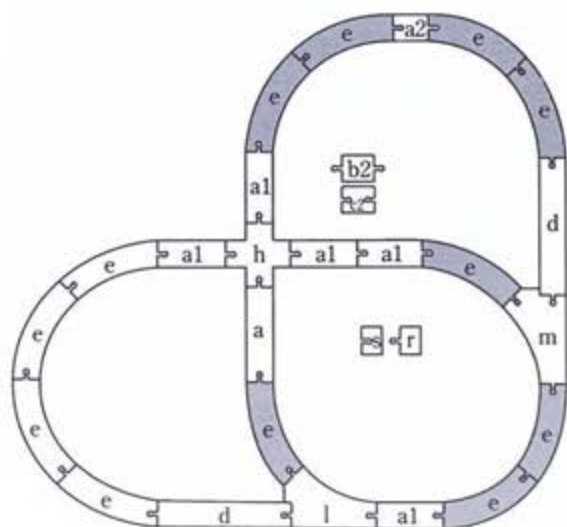
are suggestions only. Children are creative and usually want to develop their own ideas. It's important to let them do just that. Also, keep in mind that it's not necessary to duplicate the picture on the product box or to use all the pieces included. The Wooden Railway is an excellent example of an open-ended toy, allowing your child to play in an infinite variety of creative ways.



Add this track.

- 33334** Short straight tracks.
(4 x a1)
- 33335** Medium straight tracks.
(4 x a)
- 33336** Assorted track.
(4 x e; 2 x d; a; a1; a2; b2; c2)
- 33337** Short curved tracks.
(4 x e1)
- 33345** Switching and crossing track.
(k)
- 33362** Tunnel.

■ Track from Railway set **33115**
Total amount of track = 33 pieces
Layout dimensions = 31" x 37" or 79 x 94 cm.



Add this track.

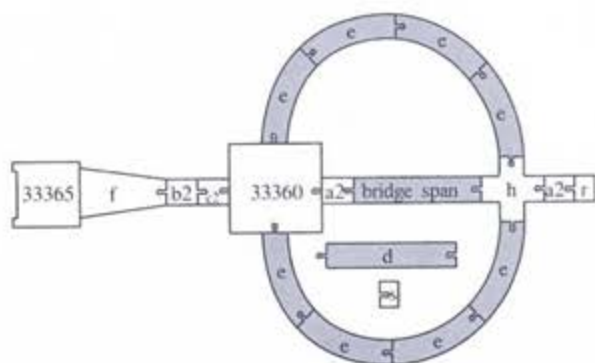

- 33334** Short straight tracks.
(4 x a1)
- 33336** Assorted track.
(4 x e; 2 x d; a; a1; a2; b2; c2)
- 33346** Curved switching tracks.
(l; m)
- 33387** Buffer stops. (h; r; s)

■ Track from Railway set **33115**
Total amount of track = 29 pieces
Layout dimensions = 32" x 35" or 81 x 89 cm.

Start Simply.

To begin, start with just a few simple pieces. Your young “engineer” will be fascinated by the challenge of matching the magnetic coupling of one train car to an “attracting” coupling of another car. He’ll get the most enjoyment out of chunky, easy-to-handle bridges, playing peek-a-boo through tunnels, and laying track out in straight or curving lines. Because your 3-4 year old

Railway set:
33120



Add this track.

33333 Mini straight tracks.
(2 x a2; b2; c2)

33387 Buffer stops.
(h; r; s;)

33360 Turntable.

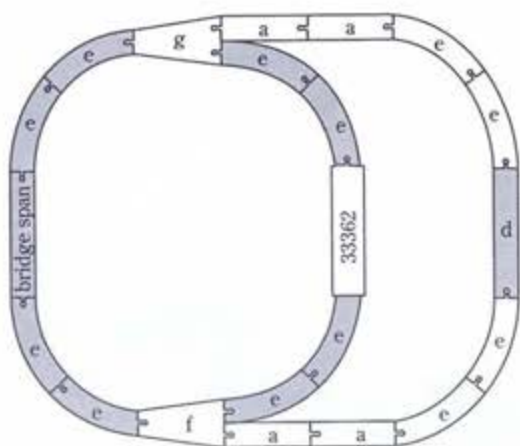
33365 Engine shed.
(Engine shed; f; engine)

■ Track from Railway set **33120**

Total amount of track = 21 pieces

Layout dimensions = 39" x 23" or 99 x 58 cm.

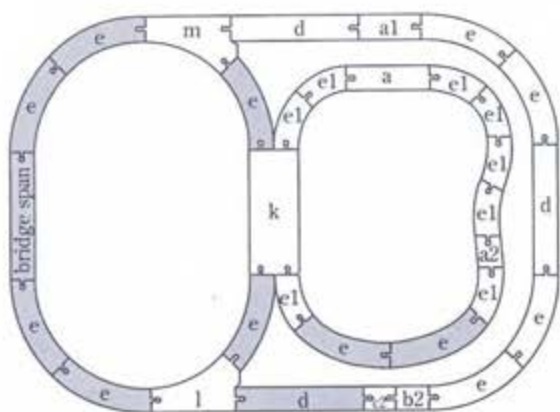
likes repetition in his play, a few trains, tracks and a tunnel or bridge are enough. He'll learn from playing with them over and over again. Add more when your child is ready to explore further and expand his world of play. The possibilities for new designs – and new learning experiences – are virtually limitless.



Add this track.

- 33335** Medium straight tracks.
(4 x a)
- 33342** Curved tracks.
(4 x e)
- 33348** Switching tracks.
(f; g)
- 33362** Tunnel.

■ Track from Railway set **33120**
Total amount of track = 21 pieces
Layout dimensions = 35" x 28" or 89 x 71 cm.



Add this track.

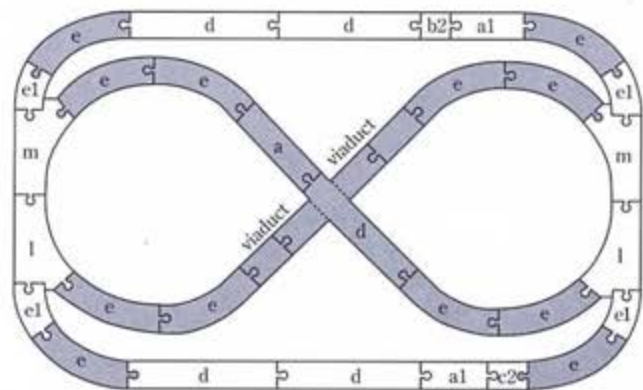

- 33336** Assorted track.
(4 x e; 2 x d; a; a1; a2; b2; c2)
- 33337** Short curved tracks.
(4 x e1)
2 boxes
- 33345** Switching & crossing track.
(k)
- 33346** Curved switching tracks.
(l; m)

■ Track from Railway set **33120**
Total amount of track = 32 pieces
Layout dimensions = 36" x 26" or 91 x 66 cm.

No "end of the line."

Additional pieces can add to the fun for your preschooler who is ready for cooperative play. Her imagination flourishes with more track, bridges, vehicles and accessories that expand role-playing capabilities. And, as your child's interest in space and shapes expands, she'll find the answers to all sorts of

Railway set:
33125




Add this track.

- 33333** Mini straight tracks.
(2 x a2; b2; c2)
- 33341** Straight tracks.
(4 x d)
- 33337** Short curved tracks.
(4 x e1)
- 33346** Curved switching tracks.
(1; m)
2 boxes

■ Track from Railway set **33125**
Total amount of track = 33 pieces
Layout dimensions = 24" x 39" or 61 x 99 cm.
--- track underneath viaduct

puzzles through the building of new track layouts. As your child continues to develop, she becomes interested in designing larger layouts that meander through the whole room. As she designs, builds and manipulates more and more complicated loops and curves, she's also building her confidence level.

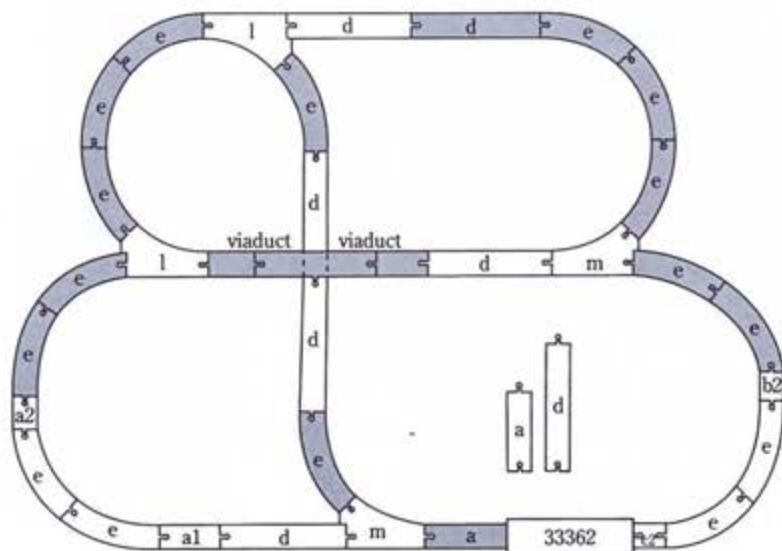


Layout dimensions
17" x 39" or 43 x 99 cm.

Add this track.

- 33336** Assorted track.
(4 x e; 2 x d; a;
a1; a2; b2; c2)
- 33341** Straight tracks.
(4 x d)
- 33346** Curved switching
tracks.
(l; m)
2 boxes
- 33362** Tunnel.

■ Track from Railway set 33125
Total amount of track = 37 pieces
Layout dimensions = 35" x 53" or
89 x 135 cm.
--- track underneath viaduct



Create a World.

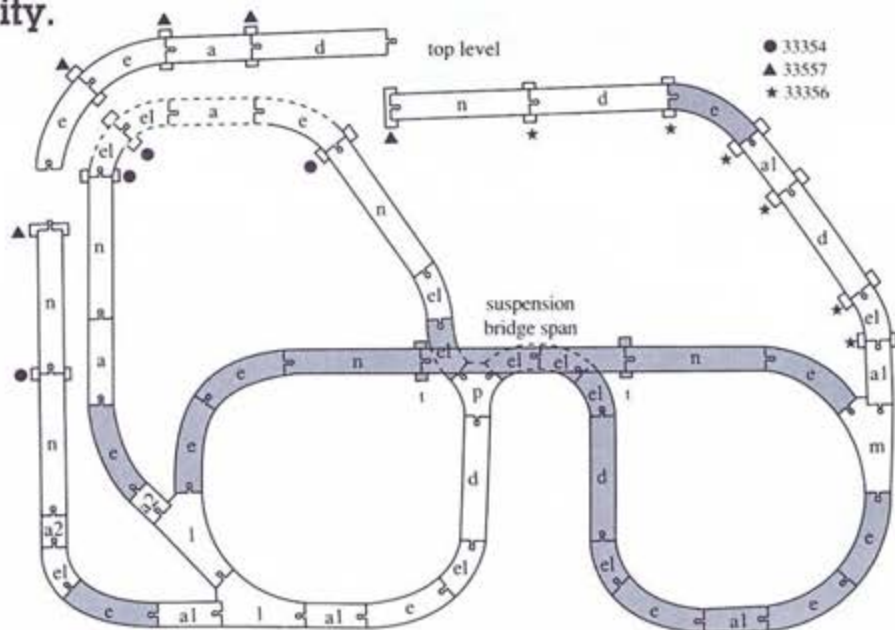
As your child moves into more realistic play, he'll begin to duplicate everyday scenes, such as the three playscapes that follow. He also begins to build them upward, using his problem-solving



Railway set: **33131**
Layout dimensions = 20" x 49" or 51 x 125 cm.



In the city.



Add this track.

- 33332** Ascending tracks.
(2 x n)
- 33333** Mini straight tracks.
(2 x a2; b2; c2)
- 33334** Short straight tracks.
(4 x a1)
- 33335** Medium straight tracks.
(4 x a)
- 33336** Assorted track.
(4 x c; 2 x d; a; a1; a2; b2; c2)

- 33337** Short curved tracks.
(4 x e1) 2 boxes
- 33341** Straight tracks.
(4 x d)
- 33346** Curved switching tracks.
(l; m) 2 boxes
- 33350** Short curved switches.
(2 x o; 2 x p)
- 33352** Big dipper.
(4 x n; 4 x t)

- 33356** Stacking supports.
(4 pieces)
- 33354** Graded supports.
(21 pieces)
- 33557** Bridge supports.
(2 pieces) 3 boxes

■ Track from Railway set **33131**
Total amount of track = 51 pieces
Layout dimensions = 36" x 57" or 91 x 145 cm.
--- track passing underneath overhead track

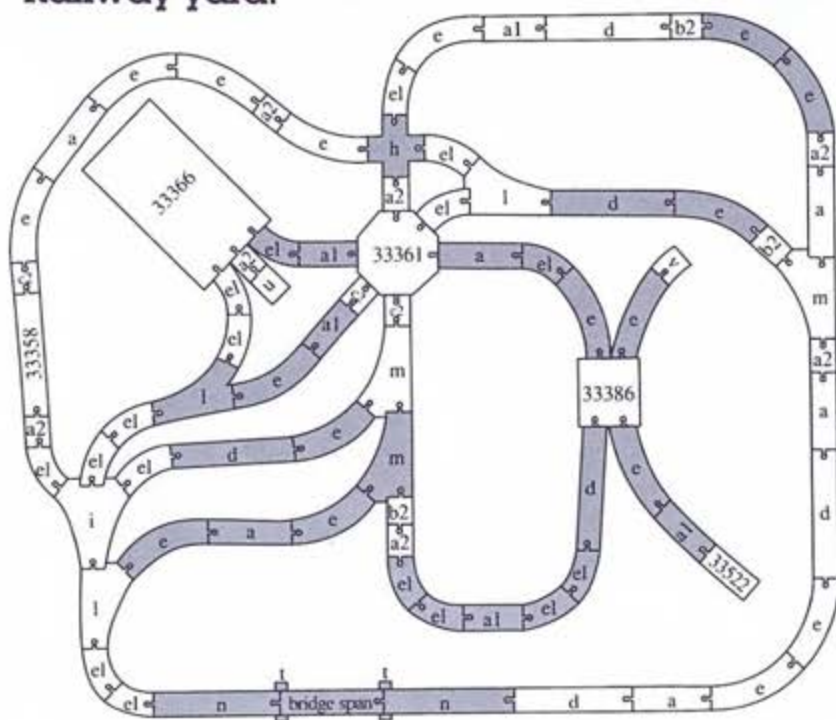
abilities to work with bridges and supports. As he adds bridges, tunnels, cranes, houses and boats to develop a world that is his alone, he's building confidence in his ability to control his environment.



Railway set: **33134**
Layout dimensions = 44" x 48" or 112 x 122 cm.



Railway yard.



Add this track.

- 33331** Ramp tracks.
(2 x u; 2 x v)
- 33333** Mini straight tracks.
(2 x a2; b2; c2)
3 boxes
- 33335** Medium straight tracks.
(4 x a)
- 33337** Short curved tracks.
(4 x e1) 3 boxes
- 33341** Straight tracks.
(4 x d)
- 33342** Curved tracks.
(4 x e) 2 boxes
- 33346** Curved switching tracks.
(l; m) 2 boxes
- 33347** Double curved switching tracks.
(i; j)
- 33358** Mountain tunnel.
- 33522** Concrete transporter.
(truck and trailer; approach ramp)
- 33361** Turntable.
- 33366** Big engine shed.
- 33386** Overhead crane.

■ Track from Railway set **33134**
Total amount of track = 83 pieces
Layout dimensions = 48" x 57"
or 122 x 145 cm.

Note: The three layouts for 33131, 33134 and 33143 illustrate how complex the BRIO® Wooden Railway can be. (There are leftover pieces not shown.)

A First Class Ticket.

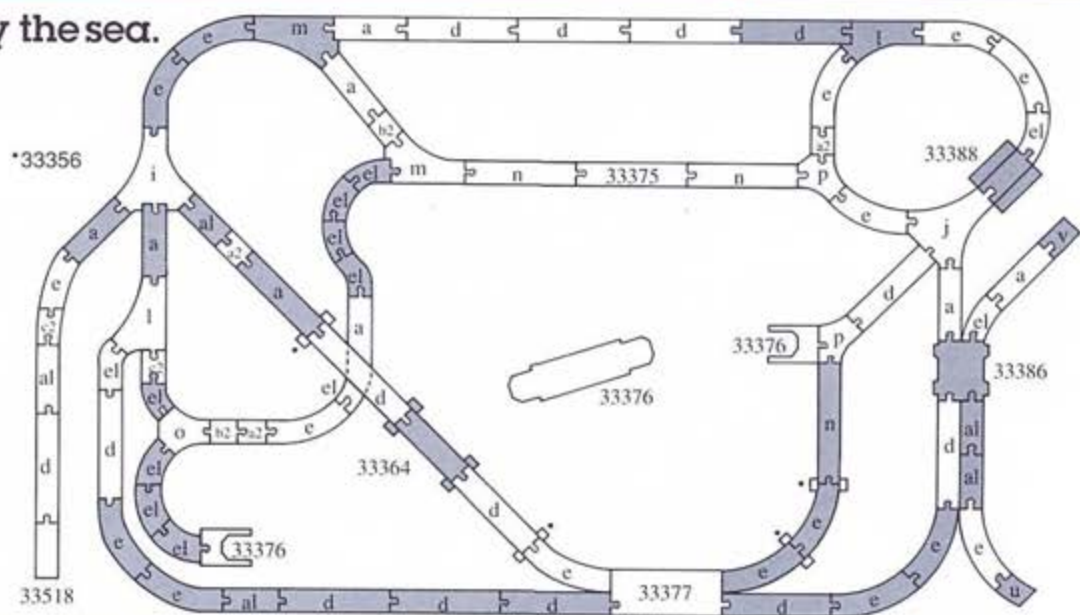
Your older child has more manual dexterity and control now. The addition of switches challenges her to build more complex layouts. Bridges, turntables and multilevels of track help develop an understanding of space, size, balance and pattern.



Railway set: **33143**
Layout dimensions = 31" x 57" or 79 x 145 cm.



By the sea.



Add this track.

33333 Mini straight tracks.
(2 x a2; b2; c2)

33335 Medium straight tracks.
(4 x a)

33336 Assorted track.
(4 x e; 2 x d; a; a1; a2; b2; c2)

33337 Short curved tracks.
(4 x e1)

33341 Straight tracks.
(4 x d)

33342 Curved tracks.
(4 x e)

33346 Curved switching tracks.
(l; m)

33347 Double curved switching tracks.
(i; j)

33350 Short curved switches.
(2 x o; 2 x p)

33356 Stacking supports.
(4 pieces)

33375 Swing bridge.
(3 pieces)

33376 Ferry.
(2 ferry docks; ferry)

33377 Two-level platform.
(platform, 2 x d; 2 x n;
stairs; 3 people)

33518 Car transporter.
(d; approach ramp;
engine; flatbed; car)

■ Track from Railway set **33143**
Total amount of track = 92 pieces
Layout dimensions = 48" x 80" or 122 x 203 cm.
--- track passing underneath overhead track

A Gift to Treasure!

For the seasoned BRIO® Wooden Railway engineer, BRIO's Treasure Chest, sturdy train table and colorful board, are appropriate gifts that will provide years of creative play.



BRIO.



Train Table: 35931

The table provides young engineers with a complete Wooden Railway environment – and it keeps playrooms tidy! 46-1/2" L x 29-1/4" W x 17-3/4" H or 118L x 74-1/2W x 45H cm.



Board: 35932

Top off your child's Train Table with a durable tabletop board – a colorful "canvas" for Wooden Railway creations! 45" L x 27-3/4" W or 114-1/4L x 70-1/2W cm.



Railway Set: 35870-1

A complete Wooden Railway set – over 80 pieces – that includes trains; track; tunnels; trees; and more, all tucked inside a bright plastic treasure chest for easy toting and storage.

A Sing-along Excursion.

NEW!

Even young children possess a natural affinity for blending music and play that is an important part of their development, as well as an outlet for expressing their creativity and joy. The whimsical Wee Sing® train and colorful track will inspire your child to build imaginative railway layouts.



And the delightful audio cassette invites her to memorize simple melodies and lyrics so she can sing along as she plays!



A song booklet lets the whole family join in the fun. This new addition to BRIO's Wooden Railway is appropriate for children age 2 and up.

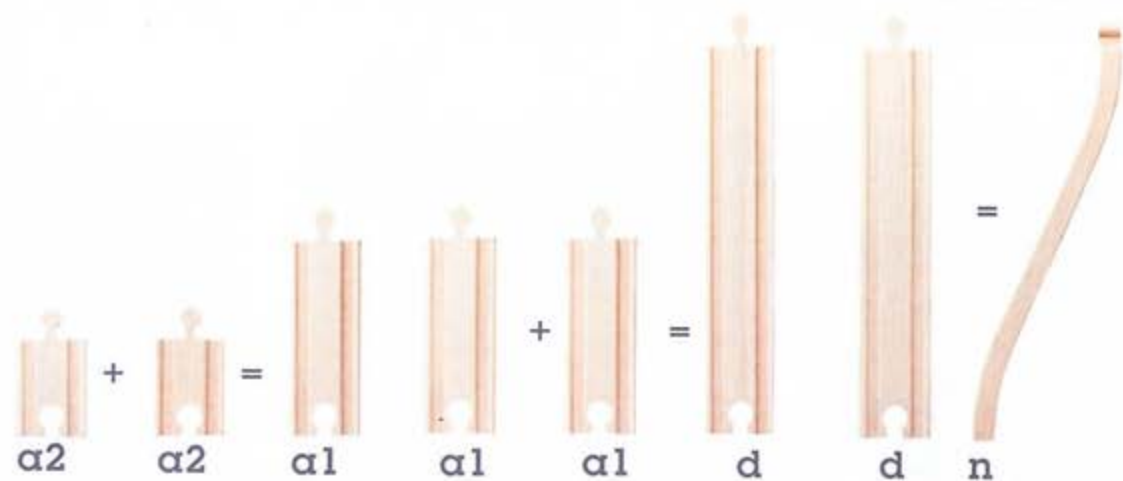


33126
The Wee Sing®
Train Set.

Not available in the United Kingdom.

Travel Connections.


Because the BRIO® Wooden Railway is a modular system, your child will discover innumerable ways to create a layout – and then rearrange it by substituting equivalent pieces. The chart below will help you choose the best assortment for your child's system. However, this is only a sampling. Your child will discover more interchangeable parts as she continues to explore. •**Extra tip.** Eight curved pieces make a complete circle, whether you use a long curve or a short curve. The only difference will be the radius of the circle.



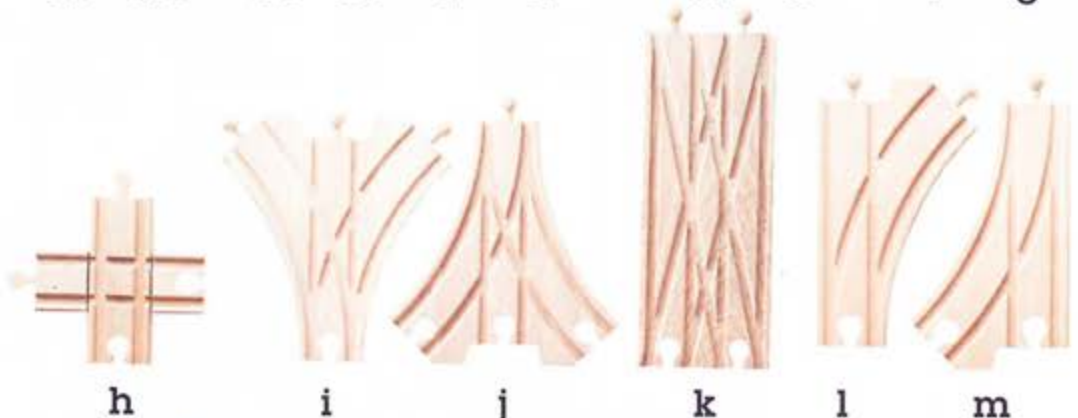
Workin' on the Railroad.

The wide assortment of available track pieces allows your child to build his system in an unlimited number of ways. He can connect pieces in either a flat or a multilevel configuration.

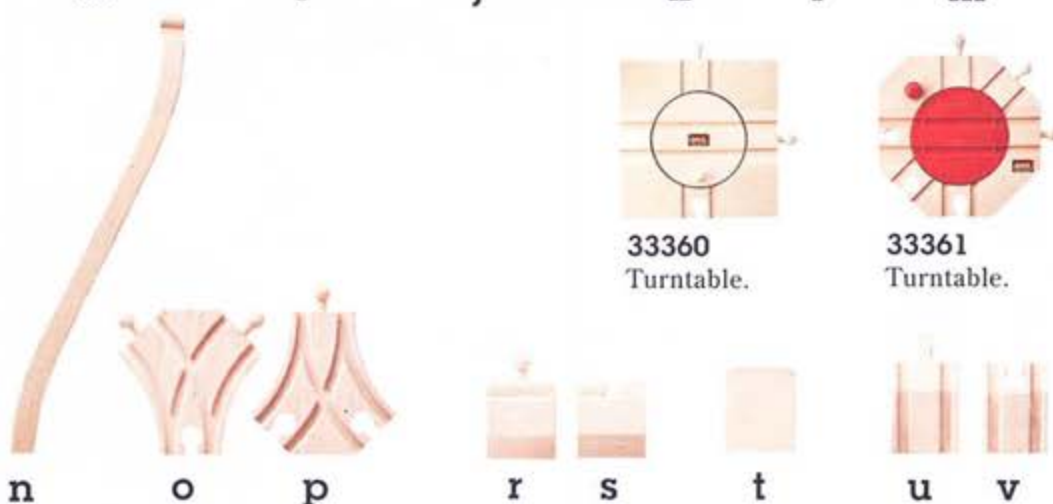
• **The Direct Route.** Almost all straight track pieces have standard +/- connections. The exceptions to this rule are the mini tracks which also have +/+ and -/-. • **Around the Bend.** Curved tracks have grooves on both sides. To change the direction of the



alpha 2 b 2 c 2 alpha 1 alpha d e 1 e f g



h i j k l m



n o p r s t u v



33360
Turntable.



33361
Turntable.

curve, just turn the track over. •**Rerouting**. Adding track and switches is essential to opening up new options for the child who is ready to expand his layouts. Mini track is needed to change polarity when you add a switch or to link two plus or two minus ends of track.



33331 (2 x u; 2 x v)
Ramp tracks.



33333 (2 x a2; b2; c2)
Mini straight tracks.



33334 (4 x a1)
Short straight tracks.



33335 (4 x a)
Medium straight tracks.



33341 (4 x d)
Straight tracks.



33332 (2 x n)
Ascending tracks.



33337 (4 x e1)
Short curved tracks.



33342 (4 x e)
Curved tracks.



33336 (11 pieces)
Assorted track.



33354 (21 pieces)
Graded supports.



33387 (h; r; s)
Buffer stops.



33388 (crossing barrier;
a1; 2 signs) Crossing barriers.



33350 (2 x o; 2 x p)
Short curved switches.



33345 (k)
Switching & crossing tracks.



33348 (f; g)
Switching tracks.



33346 (l; m)
Curved switching tracks.



33347 (i; j) Double
curved switching tracks.



33344
Mechanical switches.



33330 Trackstop
with semaphore.



33460
Round turntable.

Over, Under and Through.

Bridges and tunnels add complexity, fun and realism. The BRIO® Wooden Railway System is designed to be as realistic as possible. For example, the giraffe in the circus train won't fit through the tunnel or under some of the bridges. Your child will have to reroute the train...just like a real engineer would. • As you expand

33372
Sydney bridge.
Train not included.



33375
Swing bridge.



33357
Lifting bridge.



34340
BRIO® MEC bridge.



33364
Draw bridge.



33352
Big dipper.



your child's system, keep in mind that bridge spans and tunnels are usually equal to one or more pieces of straight track. So, to balance the layout, when you add a tunnel or bridge, an equal amount of straight track is usually needed. However, all layouts need not be closed – your child will come up with her own innovative solutions. Also, note that bridge supports require ascending track leading up to and down from the bridge.



NEW!



33459
Tall tunnel.



33362
Tunnel.



33351
Viaduct.



33358
Mountain tunnel.



33355 (6 x 1)
Supports.



33356 (4 pieces)
Stacking supports.



33557
Bridge supports.

Full Speed Ahead.

Whether your child is taking passengers, circus animals or just his imagination for a ride, there's a BRIO® train that fits the ticket. The small trains are just right for chugging around tight curves. The large trains have double

NEW! ▼ 33429 High-speed train.



◀ 33411 London Midland Scottish Railway.



◀ 33311 Freight express.



▲ 33410 London North Eastern Railway.



▲ 33418 Diesel Train.



▼ 33424 Eurostar.

NEW!

NEW! ▼ 33427 The Mickey Express.



NEW! 33509 ▶ Cargo train.



33413 ▶ Mallard train.

Note: The Mickey Express and Wee Sing® trains are not available in the United Kingdom.

bogies to help them take the bend.
And the variety is good for hours and
hours of fun.

▼ 33310
Tipping truck
train.

▼ 33421
GEL Intercity train.

▲ 33415 Circus train.

▼ 33420 Shinkansen train.

▲ 33412 Great Western Railway.

NEW!

33428 ▶
The Wee Sing® train.

33416 ▶
Children's train.

▲ 33423 Santa Fe® train.

33317 ▶
Passenger train.

◀ 33414
Steam engine.

All Aboard.

Typically, your child's railway adventure begins with a basic set. Next, you'll add track. Then, a tunnel, bridges and more trains. Eventually, your child will need cranes, work vehicles and other accessories. Then she's ready for playscapes. All BRIO®



33319
Mini-cars.



33518
Car transporter.



33612
Caboose.



33618
Fire engine.



33611
School bus.



33526
Lumber truck.



NEW!
33564
Signal house
with semaphore.



NEW!
33563
Semaphore.



NEW!
33577
Hotel.



NEW!
33461
Roundhouse or engine depot.



NEW!
33630
Sailboats.



NEW!
33582
Barge.

accessories are excellent toys that will be enjoyed in play with or without the Wooden Railway. You'll delight in watching your child play with them, discovering an endless range of ways to put her railway together. Sometimes you may join in the play; but it's important to give your child the time and space to play and learn on her own.



33371
Signal house & signals.



33575
Animal farm set.



33379
Small town.



33260
School.



33378
Railway station.



33610
Engine.



33391
Control tower.



33624
Animals.



33619
Tank wagon.



33615
Switching engine.



33620
Truck.



33617
Wagon - blue.



33614
Tipping wagon - red.



33626
Passenger car.



33621
Concrete wagon.



33622
Tractor.



33616
Wagon - green.



33613
Tipping wagon - yellow.

All-time Favourites.

Some of our most popular items are shown on these pages. Most will be found on every child's "wish list." Our large selection makes it easy for friends and relatives to add to your child's railway.



33386
Overhead crane.



33327
Crane.



33625
Magnetic loads.



33383
Mobile crane.



33329
Railway crane.



33623
Trees.



33389
Tip converter.



33290
Playmat.



33377
Two-level platform.



33368
Platform.

As you and your child know, a gift of BRIO® Wooden Railway will be remembered and played with for years to come. To help keep track of your engineer's wishes, please turn to page 27.



NEW!

33581
Helicopter



33522
Concrete transporter.



33521
Tow truck set.



33579
Fire station.



33376
Ferry.



33365
Engine shed.



33366
Big engine shed.



33322
Fork-lift truck set.



33568
Footbridge & family.