



WOODEN RAILWAY SYSTEM



My wishbook:

Introducing



Powered by

imagination™!





In Canada,
Watch it daily on
the Family
Channel

Welcome to The Busy World of Richard Scarry™!



The popular Richard Scarry™ characters are now part of BRIO® Wooden Railway with new vehicles, trains and play scapes for hours of imaginative Busytown™ adventures! All vehicles and play sets are fully compatible with the Wooden Railway System.



32510
Lowly Worm™
and Apple Car



32511
Bananas Gorilla™
and Bananamobile



32512
Mr. Frumble™
and Pickle Car



32513
Huckle Cat™
and Fire Mobile

All characters are fully poseable and can be interchanged with each vehicle.



32514
Hilda Hippo™
and Skate Car



3+

32515
Busytown™ Train
Features Huckle
Cat™ as the
engineer!
Includes
caboose!



32550
Busytown™ Train Station Set
Includes track, train station building, loads, Busytown™ Train and caboose with removable Huckle Cat™ and Lowly Worm™ characters!



32531
Train Station
Includes train station building, removable clock and play pieces. Length = 1 x D.



32530
Fire Station
Includes fire engine building, removable balcony and play pieces. Length = 1 x D.



32532
Grocery Store
Includes grocery store building, removable awning and play pieces. Length = 1 x D.

© 1998 R. Scarry II/
™ Paramount Pictures.
All Rights Reserved.



All play sets feature reversible building panels with graphics on each side so the panels can be changed to create different play scenes!

Note: Actual color and graphics may vary.



NOW SHOWING DAILY ON PBS!
 New showing daily on CBC in Canada.

New Adventures in the Big Harbor with Theodore Tugboat!



BRIO® introduces this collection of tugboat characters based on the popular new PBS Series! All characters and play sets are fully compatible with the Wooden Railway System.



32170 Theodore

32711 Hank

32712 Emily

Not recommended for water play.



3+



32730 The Great Ocean Dock and Dispatcher
 The Dock is the tugboats' home and the Dispatcher is their coach!



32731 Benjamin Bridge
 Benjamin is the Bridge that links the Big Harbor and the BRIO Wooden Railway!



32713 Barrington Barge
 Theodore's agreeable friend comes complete with three loads for interactive harbor and railway play.



32750 Cargo Docks Play Set
 Includes play board section of The Big Harbor, Theodore Tugboat™, Bonnavista Barge with crane and loads, Wooden Railway track with engine and loads wagon.



Theodore Tugboat™ is a trademark of Cochran Entertainment Incorporated. © Cochran Entertainment Incorporated. All Rights Reserved.

Note: Actual color and graphics may vary.



Imagination Transportation™

These genuine BRIO® treasures are just the ticket when a special surprise is in order. Each collection has something fun and the package tells you the skills your child is reinforcing during play.



Action Express



33226 Spinning-Boiler Engine



33227 Chiming-Bell Car



33228 Rocking Car

33225 Battery Operated Engine

Load & Carry



33613 Tipping Wagon



33614 Tipping Wagon



33619 Traveling Tanker



33620 Tractor Trailer



33621 Cement Hauler



33625 Large Loads



33651 Cattle Wagon



33652 Cattle Wagon



33654 Loads Wagon
Wagon with side release door for unloading magnetic loads and cargo. Includes one magnetic load. Works great with magnetic cranes and lifters!



Imagine & Play



33410 Big Blue Engine




33610 Classic Engine



33612 Mighty Caboose



33615 Switching Engine



33623 Tall Tree Set



33626 Passenger Car



33628 Delivery Van



33629 Speedy Sports Car



33630 Sailboat Set



33631 School Bus



33632 Fast Fire Engine



33633 Trusty Tractor



33634 Animal Set



33635 City Bus



33636 Tiny Truck



33637 Compact Car

Lift & Tow



33229 Trusty Tow Car



33231 Front Loader



33232 Crane Truck



33233 Utility Vehicle



33528 Trusty Tow Truck
Pulls and loads with working crane for interactive play!

Trains on the Move

Your child will delight in building a collection of Wooden Railway trains for years to come. That's why BRIO® trains are built for the long haul! All are crafted of selected beechwood with durable wheels and bogies for hard wear.



33310
Tipping Truck Train



33311
Freight Express

33317
Passenger Train



33409
BRIO® People Train

33436
Circus Train



33126
The Wee Sing®
Train Set
(U.S.A. market only)



33428
The Wee Sing®
Train
(U.S.A. market only)



33411
London Midland
Scottish Railway



33412
Great Western
Railway



Trains of the World



33413
Mallard Train

33420
Shinkansen



33421
Intercity Train

33423
Santa Fe®



33424
Eurostar

33429
High-Speed
Train



33430
Lord of the Isles

33431
Canadian Pacific



33433
Flying Scotsman

33438
Shinkansen Nozomi



Railway Sets

Starter Sets

The best way to start your child in the BRIO® Wooden Railway System is with a simple Starter Set. And with BRIO, you have four different choices! The Starter Sets are appropriate for ages three and up. Because young children like repetition in play, a train and track are a great start. Switches and an easy-to-assemble bridge provide a higher level of complexity. On pages 34-38 you'll find blueprints for expanding every Starter Wooden Railway Set.



Starter Circle Set

33010
(U.S.A. market only)
Includes curved track, ramp track, engine and magnetic wagon.
17 1/2" x 17 1/2" or 45 x 45 cm

See page 34 for layout ideas.



Starter Deluxe Circle Set

33015
Includes curved track, curved switch, ramp, engine, 2 magnetic wagons and a tipping car. 17 1/2" x 17 1/2" or 45 x 45 cm

See page 35 for layout ideas.



Starter Oval Set

33020
Includes assorted track, viaduct, engine and wagon.
32" x 17 1/2" or 79 x 45 cm

See page 36 for layout ideas.





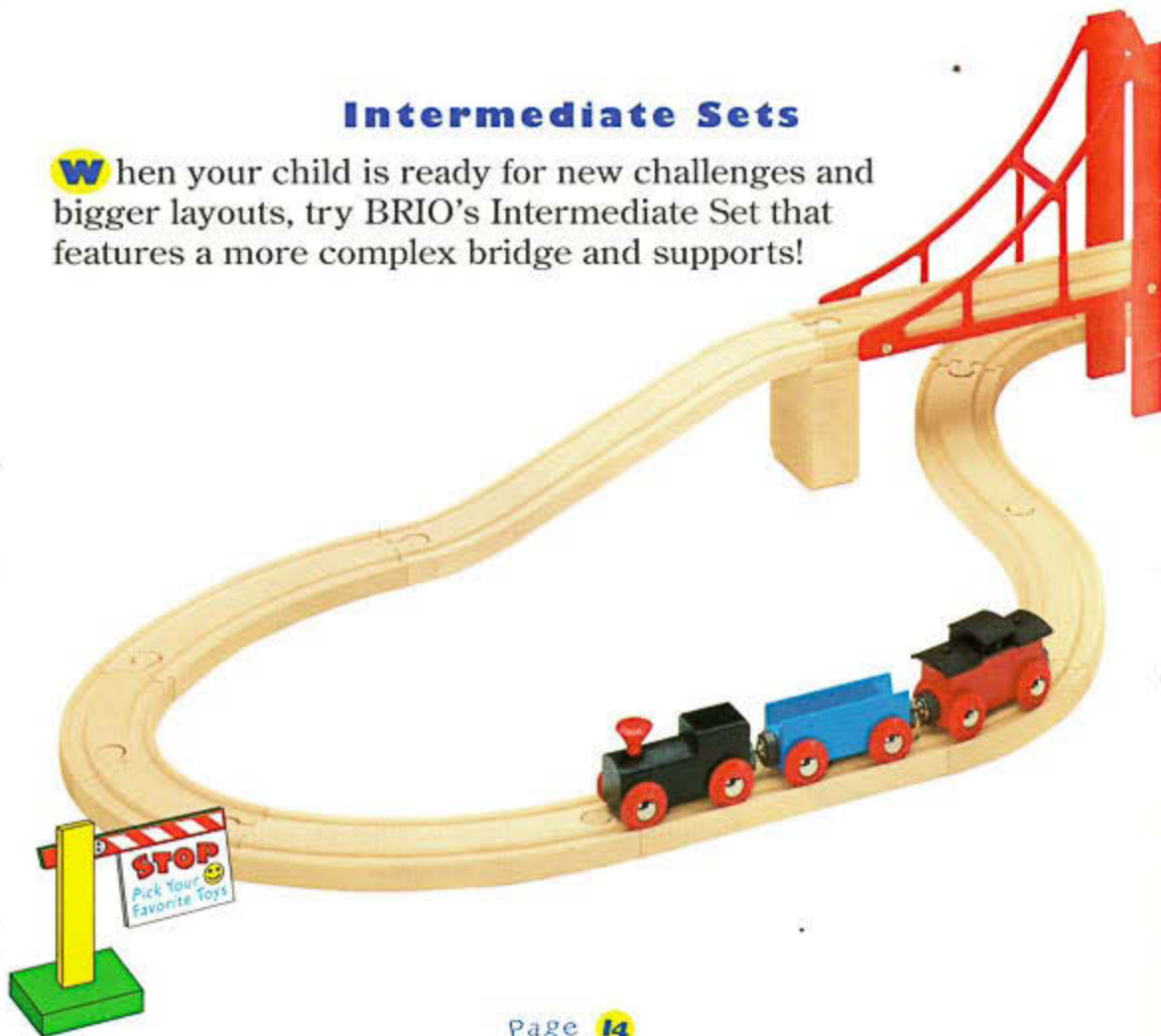
Starter Figure 8 Set

❑ 33025 (In Canada 33124)
Includes assorted track, engine, 2 wagons, switch, ramp and viaduct.
39" x 20 1/2" or 12 x 45 cm

See pages 37-38 for layout ideas.

Intermediate Sets

When your child is ready for new challenges and bigger layouts, try BRIO's Intermediate Set that features a more complex bridge and supports!



3+

21 play pieces!



3+

26 play pieces!




Intermediate Suspension Bridge Set

❑ 33030 (In Canada 33138)
Includes assorted track, engine, wagon, caboose, 2 bridge supports, and suspension bridge. 42" x 18" or 115 x 41 cm

See page 39 for layout ideas.

Advanced Sets

As your child continues to grow, you'll want to add greater challenges that further enhance fine motor and problem-solving skills.



Advanced Land & Sea Set

3+

31 play pieces!


33035 (In Canada 33140)
Includes engine, tipping car, assorted track, bridge span, supports, switches, and 2 sail boats.
42 1/2" x 27 1/4" or 108 x 65 cm

See page 40 for layout ideas.

Advanced Freight Yard Set

33040 (In Canada 33145)
Includes track, overhead crane, tractor trailer with magnetic load, 1 engine, 2 wagons, and working drawbridge. 58" x 29" or 146 x 78 cm

See page 41 for layout ideas.



3+

38 play pieces!



Cargo Express Battery Engine Set

33105
Features a new style battery engine and special hill track exclusive to this set. Also includes assorted track, mechanical switch, crossing barrier, buffer stop, loads carriage, tractor trailer and two trees. 22 1/2" x 19 1/2" or 57 x 50 cm



3+

21 play pieces!

Family-Sized Play Sets

What's more fun than a barrel of monkeys? A chest of BRIO trains, track and treasures for countless days of play! With enough railway for 1-8 children, the possibilities are endless.



35870-1 Travel Trunk Set and
33847 Workin' on the Railroad.
Set available in Canada.



3+

53 play pieces!



Storage container may vary.

33146 Pack 'n Play Set
(USA market only)

• Fun for 1-3 children!



Accessory pieces pictured in these sets may vary due to product availability or new introductions. Product substitutions will always equal the replaced product in play value and retail value.

3+

83 play pieces!

33167 Engineer's Set
(USA market only)

• Fun for 1-6 children!

Both layouts fit on 35882 Deluxe
Railway Board and 35883 Table.
(In Canada, fits on 35934 Railway Board.)



3+

122 play pieces!

- 33180 Treasure Chest Set
- Fun for 1-8 children!
- Packed full of popular city scape accessories including bridges, tunnels and more!



3+
146 play pieces!



- 33184 Deluxe Family Size Play Set
- The ultimate engineer's set for 1-8 children!
- Includes four different bridges and tunnels, the Round House and Santa Fe® Train of the World!



Railway Play Tables and Boards



- 35883 Deluxe Railway Table
49 1/2" L x 33 1/4" W x 17 1/2" H
or 126 x 84 x 44 cm.

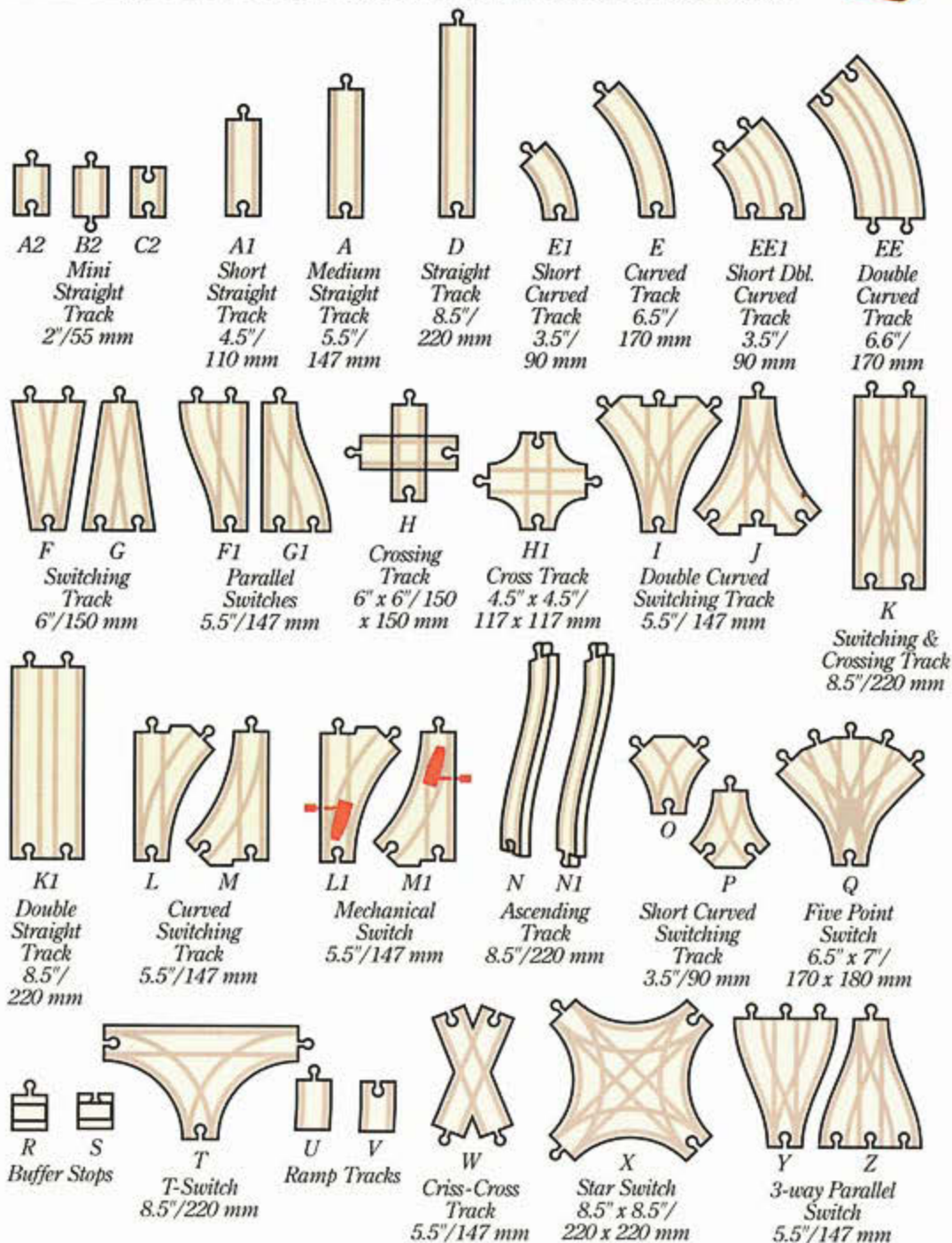
- 35882 Deluxe Board
48" x 32" or 122 x 81 cm
(In Canada 35934)

A large, sturdy place is what your engineer needs to build layouts and role play his favorite trains. The Deluxe Railway Table is the perfect place for children to play and large enough to fit any of the Family-Sized Play Sets.

The Deluxe Board is the only railway board made from wood with actual silk-screened graphics.

Expanding Your Wooden Railway System

Genuine BRIO® means durable, high-quality, beechwood track with built-in equivalencies for easy expansion. The following is a reference guide to BRIO tracks and sizes.



Tracks, Turntables and Switches



Expansion Pack Sets


BRIO® offers three new Expansion Pack Sets to help your child build layouts at his own pace. Each set includes layout ideas on the package and a free Engineer's Layout Guide!



33339 Beginner Expansion Set
Includes assorted straight and curved track for easy expansion. 11 pieces.



33343 Intermediate Expansion Set
Includes assorted straight, curved and switching track for bigger layout options. 16 pieces.



33308 Advanced Expansion Set
Includes assorted track, supports and ascending pieces for more challenging layouts. 21 pieces.



Straight Tracks

33333
Mini Straight Track
(2 x A2, 1 x B2, 1 x C2)



33467
Double Straight Track
(1 x K1)



33334
Short Straight Track
(4 x A1)



33331
Ramp Track
(2 x U, 2 x V)



33335
Medium Straight Track
(4 x A)



33332
Ascending Track
(2 x N)



33341
Straight Track
(4 x D)



Curved Tracks

33337
Short Curved Track
(4 x E1)



33398
Double Curved Track
(2 x EE)



33342
Curved Track
(4 x E)



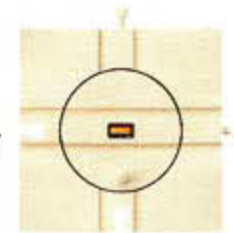
33399
Short Double Curved Track
(2 x EE1)



Turntables

The "heart" of the railway system that can take you in any direction!

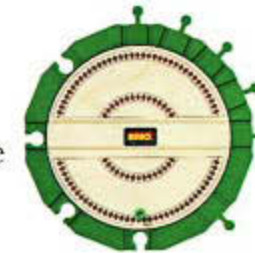
33360
Turntable
4-way direction with manual lever turn. 5.5" x 5.5" / 15 x 15 cm



33361
6-way Mechanical Turntable
The twist of a button changes direction.



33460
Round Turntable
9" round turntable ideal for use with Roundhouse and Engine Depots! 9" / 23 cm



Railway Crossings

Crossing variations for unique and challenging layouts!

33330
Trackstop & Semaphore
Blocks off one track at a time!
(1 trackstop, 1 semaphore)



33465
Star Switch
Three choices of direction!



33388
Crossing Barriers
(2 crossing barriers, 1 x A1, 2 warning signals)



33387
Buffer Stops Crossing Track,
(2 buffer stops: R, S, 1 x H)



33464
Cross Track
Use with curve switches I, J for a super crossing! (1 x H1)



33384
Criss-Cross Track
Two way direction for more layout options. (1 x W)



33463
T-Switch
Reverse onto the side track and change direction! (1 x T, 1 x B2)



Switching Track for More Layout Options

33338
3-way Parallel Switch
Use for going from single track to triple track sheds like the Fix-it Shed.
(1 x Y, 1 x Z)



33347
Double Curved Switches
Go from single track to three different directions
(1 x I, 1 x J)



33344
Mechanical Switches
Flip the lever to change direction. A great choice with the Battery Operated Engine!
(1 x MI, 1 x LI)



33348
Switching Track
Works great with double track layouts going to a single track.
(1 x F, 1 x G)



33345
Switching and Crossing Track
Equivalent to "D" track and great with Double track layouts.
(1 x K)



33350
Short Curved Track
Use for a short two direction switch.
(2 x O, 2 x P)



33462
Five Point Switch
Use with the Roundhouse or Grand Roundhouse.
(1 x Q)



33346
Curved Switching Track
A necessity for building any layout!
(1 x L, 1 x M)



33466
Parallel Switches
Great for changing to double track.
(1 x FI, 1 x GI)



Tunnels



Tunnels satisfy a young child's curiosity when added to railway play because she is just learning about object permanence. And, when your child is ready, the easy-to-assemble viaduct is a great first bridge.

SPECIAL PROMOTION!



33475
Tall Tunnel & Track Pack!
This promotion pack features the Tall Tunnel, single "D" track and BRIO Classic Engine at a special price!



33358
Mountain Tunnel 8.5"/22 cm
Not all trains fit through this product.



33362
Classic Tunnel 8.5"/22 cm
Not all trains fit through this product.



33457
Twin Track Tunnel 8.5"/22 cm



33458
4-Way Adaptable Tunnel
7"/18 cm



33459
Tall Tunnel 8.5"/22 cm




33470
Stone Tunnel
Includes 2 x N track
4.5"/11 cm

Works well with Sky Bridge featured on page 29.



33471
Country Tunnel
8.5"/22 cm



33473
Mine Tunnel
Includes 1 x N track and 1 support. 9"/23 cm



Bridges that Build

Up-and-over play is only the beginning when you build with BRIO® bridges! Choose from bridges that swing, lift and reverse. This is where interactive play reaches new heights of fun!



33351 Viaduct
Makes a great first bridge for beginners! 15"/38 cm



33352 Big Dipper
Make a roller coaster bridge or expand your layout equally on both sides. 35"/89 cm



33357 Lifting Bridge
26"/66 cm



33364 Draw Bridge
23"/58 cm



33375 Swing Bridge
26"/66 cm



33372 Sydney Bridge
47"/119 cm



33396 Rope Bridge
26"/66 cm



33397 Reversible Double Track Bridge
Flip it over for two height choices of play! 31"/79 cm



33468 Scenic Bridge
25.5"/65 cm



33469 Sky Bridge
25.5"/65 cm



Create 3 levels of play using the Stone Tunnel (page 27).

33474 Drive 'n Go Bridge
Special bridge for vehicles only plus tunnels for track and BRIO people! Includes car. 13"/33 cm



33476 Double Track Bridge
31"/79 cm



33479 Tunnel n' Double Bridge
5"/13 cm
Track sold separately.



33354 Graded Supports
21 pieces for graduated building.



33557 Bridge Supports
Build up to three levels. 2 supports. 5.5" H/14 cm



33355 Supports
6 pieces for even height building.



Railway Accessories

BRIO® Wooden Railway accessories can create any world your child dares to imagine. Watch as they role-play using these colorful, interactive pieces with their layouts!



Cranes for lifting and loading cargo



33321 Fork Lift Set
Includes BRIO person and back magnet for more carrying options.

33325 Dockside Crane Depot
Articulated crane with 360 degree rotation and magnetic lift. Includes built-in track and BRIO person. 6.25"/16 cm



33329 Railway Crane



33521 Tow Truck Set



33383 Mobile Crane



33386 Overhead Crane



33327 Crane

Role-Play Vehicles, Planes and Boats

33518 Car Transporter



33522 Concrete Transporter



33664 Timber Truck



33581 Helicopter



33583 Aeroplane & Pilot



33582 Barge



33661 Ferry

Railway Environments

33324 Push and Load Tower
Load through the roof and press the chimney to release the magnetic cargo into a waiting vehicle. Includes magnetic loads and loads wagon!



33366 Big Engine Shed



33328 Fix-it Shed



33389 Tip Converter

Not all trains fit through this product.



33382 Windmill



33563 Semaphore



33365 Engine Shed



33461 Roundhouse



33456 Grand Roundhouse



33391 Control Tower



33667 Water Tower
Connected to track with moveable spout and rotating tower. Includes BRIO person! 4.25"/11 cm



33564 Signal House & Semaphore



Railway Environments



33662 Two-Level Platform



33534 Service Center



33478 Transportation Station

33660 Platform



33663 Railway Station



33665 Footbridge & Family



Play Scapes



33379 Small Town



33577 Hotel



33585 Farm



33584 Fire Station



33640 BRIO People



33641 BRIO Family

Railway Accessories



33290 Playmat



35895 BRIO Engineer's Club Bag



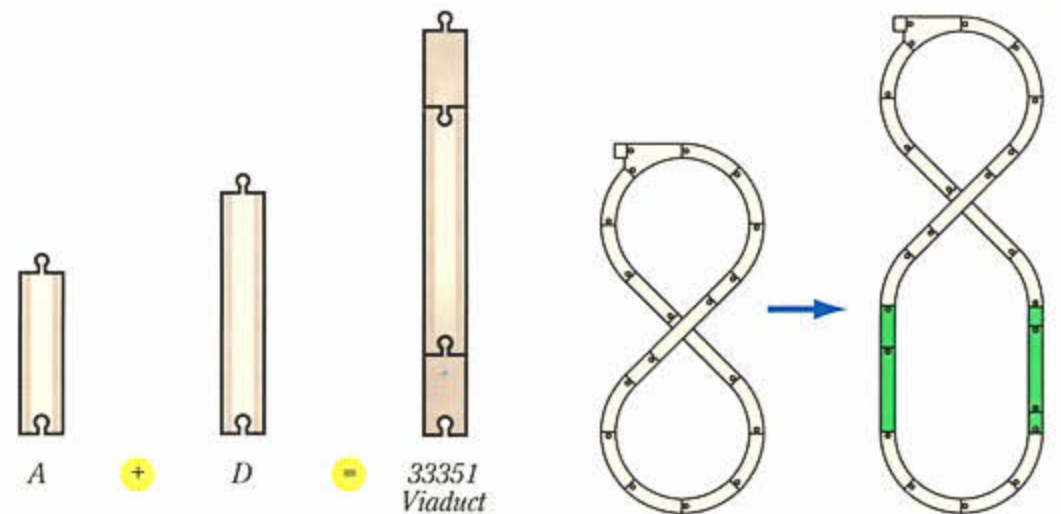
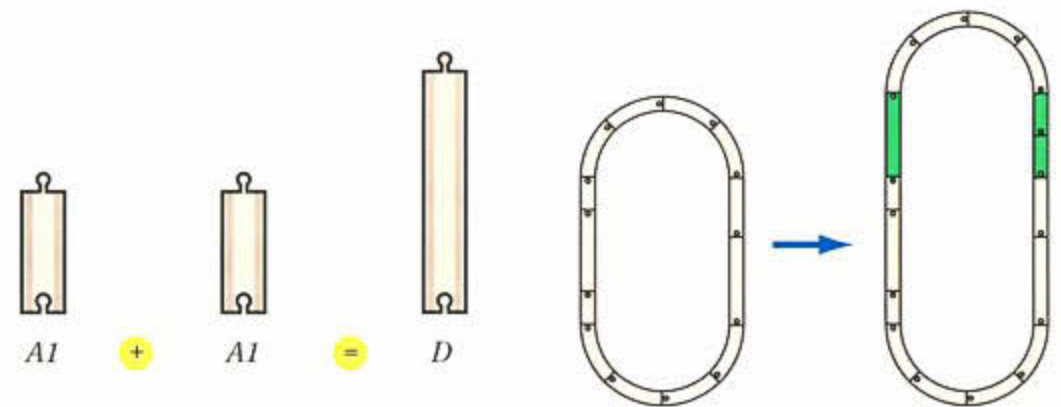
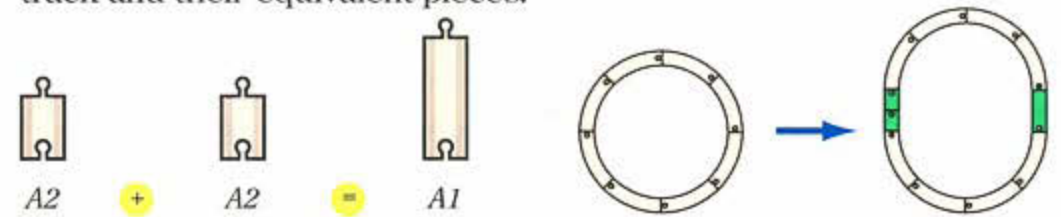
35902 BRIO Carry Bag



35996 Railway Cap

BRIO's Modular System

BRIO® Wooden Railway is a complete modular system, so all track, bridges and tunnels fit together to make expanding easy! Below is a simple chart you can use to help understand the sizes of BRIO track and their equivalent pieces.



These illustrations show simple examples of track equivalencies and how track pieces are used to create and expand a layout that is equal on both sides.