


My Railway

# Adventures



WOODEN RAILWAY WISHBOOK

## Powered By Imagination



The power of play cannot be underestimated.

We have known this intuitively for the 20 years we have been distributing BRIO® products in the United States. Research in recent years has validated our thinking and urged us to further explore the developmental aspects of play. We are committed to creating products that respond to the needs of the whole child – body, heart, mind and spirit.

BRIO® is partnering with CIVITAS, a national non-profit communication organization, to provide critical new information on the development of the whole child and the importance of play in their lives. The result of one of our initiatives is included in the pull-out Parents' Guide in this brochure. Please remove this guide as your reference to the play benefits your child gains from BRIO® Wooden Railway.

In order for play to have the greatest effect on your child's development, we offer you "My Railway Adventures." This brochure is for you to share wooden railway adventures with your child and offers ideas to enhance your interaction with him/her. It also serves as a guide to help you select quality trains, track and play environments from the Wooden Railway collection.

Remember that BRIO® products have a lifetime guarantee against manufacturing defects. Please contact our customer relations staff should you have questions or concerns.

Most important, we hope that you share in the positive experience of play with a special child in your life.

Peter F. Reynolds,  
President  
BRIO® Corporation



## New Railway Toys To Start My Adventure



33408

**Safari Train**

See Page 12

33481  
**Adventure Tunnel™**

See Page 28



**New!**



33253  
**Stacking Track Supports**

See Page 30

33254  
**Super Supports**

See Page 30



**New!**

Genuine  
**BRIO**



# Come Meet My Theodore Tugboat Friends

My mom and dad help me make my own Big Harbor play world with my Theodore Tugboat friends. I can twist each tugboats' hat and watch their eyes move, or I can put their magnets together and watch them pull like real tugboats do!

Can you name each tugboat friend?



32710 Theodore



32711 Hank



32712 Emily



32715 George

Twist the characters' hats, and their eyes move to the left and right.

Magnets to pull other boats, just like real tugboats do!



32717 Foduck



Not recommended for water play.



32732 Clayton Crane  
The giant crane of the Big Harbor features a magnetic lift that can move from front to back over a double track base.

Theodore Tugboat™ is a trademark of Cochran Entertainment Incorporated. © Cochran Entertainment Incorporated. All Rights Reserved.

"I can play with them on my Wooden Railway."



32713 Barrington Barge  
Includes three loads for interactive harbor and railway play.



32718 Chester the Container Ship  
Contains six loads with magnetic tops for lifting and loading play!



32730 The Great Ocean Dock and Dispatcher




32731 Benjamin Bridge  
Benjamin links the Big Harbor and the BRIO® Wooden Railway!

32750 Cargo Docks Play Set  
Includes play board, Theodore Tugboat™, Bonnavista Barge with crane and loads, and railway track with engine and loads wagon.



Visit our website at [www.briotoy.com](http://www.briotoy.com) for diagram of layout.



All items pictured in this layout are sold separately.



# Make Believe In The Busy World Of Richard Scarry™

There are some really neat characters and cars in Busytown™. I can put my friends in different cars and play with them on the train tracks too!

**What character can you pretend to be in Busytown™?**

3+



32510 Lowly Worm™ and Apple Car



32511 Bananas Gorilla™ and Bananamobile



32512 Mr. Frumble™ and Pickle Car


**New!**



32536 Rudolph von Flugel™ and Airplane  
New character Rudolph von Flugel™ takes flight in his bright red airplane. Propeller spins and wings are removable to convert to vehicle play.



All characters are fully poseable and most are interchangeable with each vehicle.



Visit our website at [www.briotoy.com](http://www.briotoy.com) for diagram of layout.



32518 Sally Cat™ and School Bus  
Sally Cat™ is Huckle Cat's™ little sister. Sally's school bus has a lift-top roof to remove or place Sally into her bus.



32513 Huckle Cat™ and Fire Mobile



32514 Hilda Hippo™ and Skate Car



32516 Sgt. Murphy™ and Police Car



32517 Mr. Fixit™ and Tow Truck  
Features working magnetic lift.



32515 Busytown™ Train

All items pictured in this layout are sold separately.



©2000 R. Scarry II/  
™ Paramount Pictures.  
All Rights Reserved.

Genuine  
**BRIO**



3+



**32550 Busytown™ Train Station Set**  
Includes track, train station building, loads, Busytown™ Train and caboose with removable Huckle Cat™ and Lowly Worm™ characters!



**32530 Fire Station**  
Includes fire station building, removable balcony and play pieces. Length = 1 x D.



**32531 Train Station**  
Includes train station building, removable clock and play pieces. Length = 1 x D.



**32532 Grocery Store**  
Includes grocery store building, removable awning and play pieces. Length = 1 x D.



**32533 Busytown™ Gas Station**  
Features a curved track design and interactive play pieces. Length = 1 x E.

All play sets feature reversible building panels to create different play scenes.

## My BRIO® Trains

My trains come in different shapes and sizes and do lots of fun things. Some move on their own and some need me to run them. I can make them rock, ring, lift or load.

What is your favorite BRIO® train?

### Engines That Move On Their Own



**33222 Autostop and Start Battery Engine**  
Battery-powered engine with autostop function features working headlight, forward and reverse switch. Works in conjunction with the 33669 Autostop and Start Track (sold separately). Requires 1 x AAA battery (not included).



**33223 Mighty Red Action Locomotive**  
This exclusive eight-wheeled battery engine features forward, reverse and autostop and start functions that only work with BRIO®'s autostop and start track! Includes two train sounds, head and rear lights and a switch for free-wheeling play! Requires 2 x AAA batteries (not included).



**33224 Autostop and Start Battery Engine & Track Set**  
The simple switch of the lever starts or stops this battery engine right on the track! Requires 1 x AAA battery (not included).

"I love riding different trains on my adventures."

Genuine  
**BRIO®**

## My Favorite Trains And Cars



33225  
The Original  
Battery-Operated  
Engine



33226  
Spinning-  
Boiler Engine



33227  
Chiming-Bell Car



33228  
Rocking Car



33235 Push n' Play  
Switching Engine  
Press the top button  
to activate retracting  
magnets on each  
end for attaching or  
detaching other vehicles!



33631  
School Bus



33410  
Big Blue Engine



33610  
Classic Engine



33612  
Mighty Caboose



33623  
Tall Tree Set



33626  
Passenger Car



33632  
Fast Fire Engine



33633  
Trusty Tractor



33634  
Animal Set

**Fun  
Fact!**

It takes 22 parts  
to make the BRIO®  
Classic Engine.  
Can you count to 22?

## Wagons To Carry My Loads



33609  
Truck and Load



33613  
Yellow Tipping  
Wagon



33614  
Red Tipping  
Wagon



33619  
Traveling Tanker



33621  
Cement Hauler



33625  
Large Loads



33651  
Cattle Wagon



33229  
Trusty Tow Car

33654 Loads Wagon  
Wagon with side release door  
for unloading magnetic loads and  
cargo. Includes one magnetic load.  
Works great with magnetic cranes!



## Cars To Help Me Lift And Tow



33231 Front Loader



33232 Crane Truck

33233  
Utility Vehicle



33528  
Trusty Tow Truck

# My Long BRIO® Trains

My long trains have lots of wagons I link together to carry people, circus animals, and loads on far away trips.

How many wagons does each train have?



33408  
Safari Train



33315  
Children's Train



33316  
Lift and Load Train



33310  
Tipping Truck Train



33311  
Freight Express



33411  
London Midland Scottish Railway




33436  
Circus Train

"My trains carry people, animals or anything!"

# Trains From Around The World

I like traveling around the world with my BRIO® trains. They look just like real trains. I feel like a big engineer when I take them on adventures to different countries.

Where would you like the train to take you?



33423  
Santa Fe®



33429  
High-Speed Train



33430  
Lord of the Isles



33431  
Canadian Pacific



33438  
Shinkansen Nozomi

**Fun Fact!**  
It takes 566,037,735 BRIO® train cars to go around the world. How many BRIO® trains will go around you?

"Which one is your favorite train?"





# Beginning My Railway Adventure

3+

My BRIO® starter set begins my railway adventures! It's a whole railway world because it has play people that fit in the engines, colorful wagons and lots of track. It also has fun pieces like a mountain tunnel or crossing gate! I like to play and build with mom and dad!


What would you like to build?



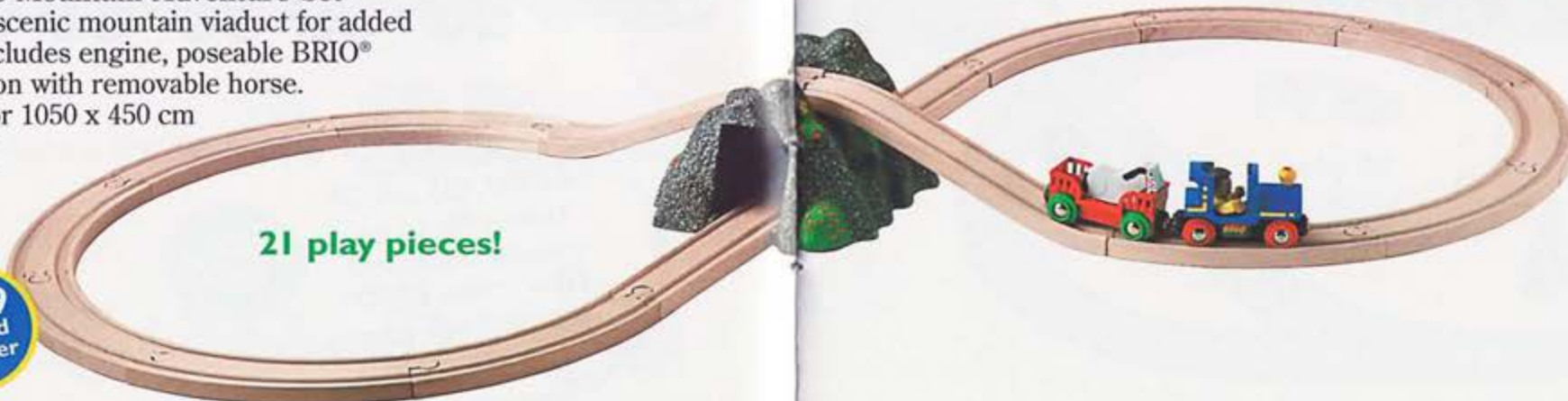
12 play pieces!



**33011 Railway Parade Beginner Circle Set**  
Includes new engine, wagon with balloon load and a poseable BRIO® person!  
17 1/2" x 17 1/2" or 45 x 45 cm  
See pages 36-37 for layout ideas.



**33027 Figure 8 Mountain Adventure Set**  
Features a new scenic mountain viaduct for added role-play fun! Includes engine, poseable BRIO® person and wagon with removable horse.  
41 1/2" x 17 3/4" or 1050 x 450 cm  
See pages 42-43 for layout ideas.



21 play pieces!



16 play pieces!



**33021 Railway Crossing Oval Set**  
Features a new working crossing barrier that fits over any straight track for role-play stop n' go fun! Green engine fits a poseable BRIO® engineer and pulls a wagon and load for interactive play. 21" x 17 1/2" or 45 x 45 cm  
See pages 38-39 for layout ideas.



**33026 Classic Figure 8 Set**  
Includes the classic up-and-over viaduct bridge, new bright-red engine with poseable BRIO® engineer, wagon with load, and two trees.  
39 1/2" x 17 3/4" or 12 x 45 cm  
See pages 40-41 for layout ideas.



24 play pieces!



"Mom and dad help me build my tracks!"







## Bigger Sets With More Pieces

3+

As I get bigger and bigger, I get more track pieces, cars, trains and bridges to build bigger and higher play towns. I can even use all of my favorite pieces from Theodore Tugboat and Busytown®.

What toys would you add to your layout?

### 33051 Track and Stack City Set

Two-level transportation fun includes stacking track supports, station with built-in elevator and platform, 2 passenger wagons with people, engine, engineer, and accessories.

47 1/2" x 34" or 121 x 86 cm

**New!**

38 play pieces!

### 33050 Country Crossing Play Set

Play set includes raised level bridge with new super supports, trees, warning signs, red engine, engineer, animal carriage wagon with removable magnetic loads, stable with horse and cow. 42" x 22" or 106 x 55 1/2 cm

**New!**

35 play pieces!

**New!**

22 play pieces!

### 33104

#### Battery Powered Autostop Set

Includes battery powered engine with autostop and start function, autostop and start track wagons with magnetic loads, truck, level crossing, exclusive hill track and two trees.

28" x 23" or 58 x 72 cm

"As I get bigger, my layouts do too!"




# My Biggest Adventure

3+

My best adventure comes in a big tub filled with lots of track, cars, trains, bridges, trees, people, engine sheds, tunnels and more! There's lots to share with my family and friends.

How would you build your BRIO® town?

100+ play pieces!




Accessory pieces pictured in these sets may vary due to product availability or new introductions. Product substitutions will always equal the product shown in play and retail value.

"My whole family can play!"

50+ play pieces!



1999 Award Winner



33146 Pack n' Play Set

- Fun for 1-3 children!
- Set includes assorted track, tunnel, bridge, engine shed, people and vehicles.

33147 Engineer's Set

- Fun for 1-6 children!
- Set includes assorted track and vehicles, bridge, building and accessories.



Genuine BRIO



33180

Treasure Chest Set

- Fun for 1-8 children!
- Packed full of popular city-scape accessories including bridges, tunnels and more!

3+

120+ play pieces!



33189 Deluxe Set

- The ultimate engineer's set for 1-8 children!
- Includes new bridges, supports, Two-way Switching Gate, Record and Play Railway Station, assorted track and more.



New!



150+ play pieces!

## BRIO® Play Tables And Boards

I like to use my new board to build my train adventures. One side has mountains, a road for my cars, water for my boats, a train track and trees. I can build a big city on the other side.

What would you build on your board?



Frame and board sold separately.

New!



Side #1



Side #2

35939

Railway Two-Sided Play Table Board  
48" x 32" or 122 x 81 cm



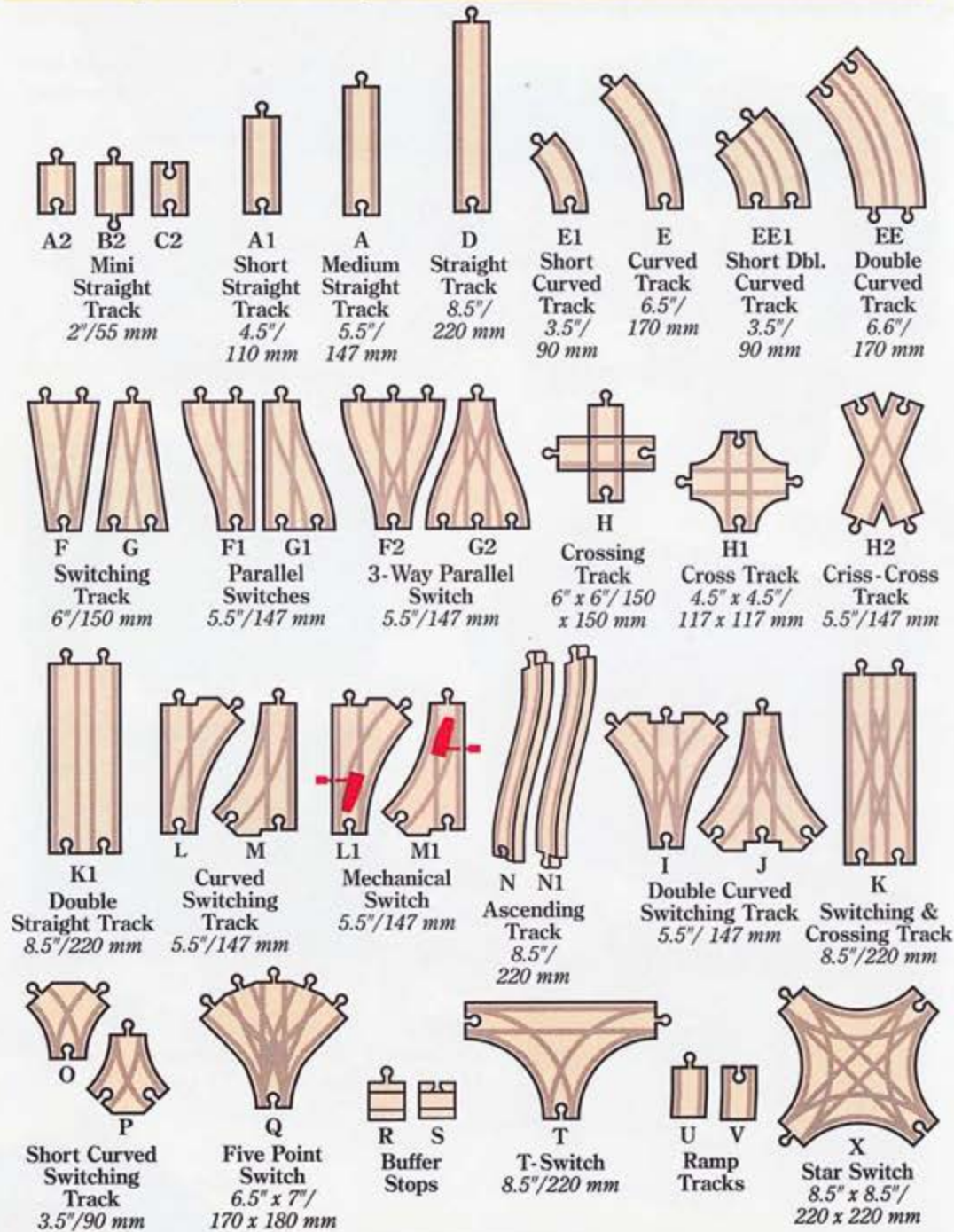
35883

Railway Play Table Frame  
49 1/2" L x 33 1/4" W x 17 1/2" H  
or 126 x 84 x 44 cm

# How I Build My Tracks

My tracks let me go up and down, over and under and switch to different sides. Sometimes I design my own track ideas to take me places I want to go.

## How many track pieces do you have?



"I build my tracks like a giant puzzle."

# Which Way Should I Go?

My tracks, switches and turntables tell my trains which way to turn.

## Which way do you want to go?

### Track Packs With Lots Of Pieces



**33302 Dock Yard Expansion Pack**  
This simple set has all the pieces needed to create a lifting and loading environment with any set! Includes T-switch, crane, vehicles and track.



**33303 Shunting Yard Expansion Pack**  
Introduce real switching options into your layouts with this expansion set! Includes new Push n' Play Switching Engine that releases vehicles from each end! Complete with track, buffer stop, ramp and tipping wagons!



**33339 Beginner Expansion Pack**  
11 pieces. Includes brochure with layout ideas.



**33343 Intermediate Expansion Pack**  
16 pieces. Includes brochure with layout ideas.



**33308 Advanced Expansion Pack**  
21 pieces. Includes brochure with layout ideas.

## Track I Need To Build My Railway

**33333**  
Mini  
Straight  
Track  
(2 x A2,  
1 x B2, 1 x C2)



**33337**  
Short  
Curved  
Track  
(4 x E1)



**33334**  
Short  
Straight  
Track  
(4 x A1)



**33341**  
Straight  
Track  
(4 x D)



**33335**  
Medium  
Straight  
Track  
(4 x A)



**33331**  
Ramp  
Track  
(2 x U, 2 x V)



**33332**  
Ascending  
Track  
(2 x N)



**33342**  
Curved  
Track  
(4 x E)



## Turntables Change My Train's Direction



**33276**  
Grand Turntable  
New deluxe turntable  
has 10 connection  
points and raised  
sides to grip and turn  
the train's direction.



**33360**  
Turntable  
4-way direction with  
manual lever.  
5 1/2" x 5 1/2"/15 x 15 cm



**33361**  
Mechanical Turntable  
The twist of a button  
changes direction.

**Fun  
Fact!**

**B**RIO® produces  
about 1,600 miles  
of track each year.  
Can you name a city  
that's 1,600 miles  
from your town?

"My tracks are my favorite things to build!"

## Crossings For My Railway Layout




**33243**  
**Two-way Switching Gate**  
 Switch the gate to give trains or vehicles the right of way!  
 4 1/2"/108mm



**33669**  
**Autostop and Start Track**  
 This new track works with the 33222 Battery-Powered Engine or the 33223 Mighty Red Action Locomotive. Start or stop these engines as they cross the track by moving the lever to activate.  
 4 1/2"/108mm

**New!**



**1999**  
 Award  
 Winner

**33675**  
**Light and Sound Level Crossing**  
 Lights flash and bells sound as trains pass through this crossing. They are activated magnetically or with the push of a button! Includes platform. Requires 2 x AA batteries (not included).



**33388**  
**Crossing Barriers**  
 (2 crossing barriers, 1 x A1, 2 warning signals)

"Crossings let my trains stop and go!"

## Tracks For Switching My Layout

**33344**  
**Mechanical Switches**  
 Push or pull the lever to change direction. A great choice with the Battery-Operated Engine!  
 (1 x M1, 1 x L1)



**33387**  
**Buffer Stops & Crossing Track** (2 buffer stops: R, S, 1 x H)



**33345**  
**Switching and Crossing Track**  
 Equivalent to D track and great with double track layouts. (1 x K)



**33462**  
**Five Point Switch**  
 Use with the Roundhouse or Grand Roundhouse. (1 x Q)



**33346**  
**Curved Switching Track**  
 A necessity for building any layout!  
 (1 x L, 1 x M)



**33463**  
**T-Switch**  
 Reverse onto the side track and change direction! (1 x T, 1 x B2)



**33348**  
**Switching Track**  
 Works great with double track layouts and switching to single track. (1 x F, 1 x G)



**33464**  
**Cross Track**  
 Use with double curved switches I, J for a super crossing! (1 x H1)



**33350**  
**Short Curved Track**  
 Use for a short two direction switch. (2 x O, 2 x P)



**33465**  
**Star Switch**  
 Three choices of direction!



**33384**  
**Cross Switch Track**  
 Two way direction for more layout options. (1 x H2)



**33466**  
**Parallel Switches**  
 Great for changing to double track. (1 x F1, 1 x G1)



**33347** Curved Switches (not shown)  
 Three directional switch (1 x I, 1 x J)

## Magical Adventure Tunnels

My trains like to travel through tunnels. I like to watch my trains go in and come out the other side like magic.

### What tunnels have you traveled through?

**33481 Adventure Tunnel™**  
Decorated tunnel with magnetically operated sound system. Four different train sounds automatically activate as train passes through tunnel, or with the press of a button. Lift the bridge and watch the train pass. Requires 2AA batteries not included.



**33458 Adaptable Tunnel**  
7"/18 cm



**33358 Mountain Tunnel** 8 1/2"/22 cm  
*Not all trains fit through this product.*



**33362 Classic Tunnel** 8 1/2"/22 cm  
*Not all trains fit through this product.*



**33471 Country Tunnel**  
8 1/2"/22 cm



**33473 Mine Tunnel**  
Includes 1 x N track and 1 support.  
9"/23 cm

"I like to watch my trains go through tunnels."

## My Bridges Take Me Up And Down

Weee...Building with bridges are a lot of fun! I can take my trains up, down and through my adventure towns just like real trains do!

### What bridges have you traveled on?

**33480 Big Dipper with Super Supports**  
New big dipper bridge has 2 new stackable super supports and 4 ascending tracks.



**33482 Girder Bridge**  
New bridge with 2 stackable and decorated super stone supports with anti-slip strips to hold ascending track in place.



**33363 Up & Away Lift-Up Bridge**  
Working lifts on either side of this canal bridge act as crossing barriers to stop trains. 25 1/2"/648 mm



**33351 Viaduct**  
BRIO®'s classic over-and-under bridge. 15"/38 cm



**33357 Lifting Bridge**  
26"/66 cm



**33364 Draw Bridge**  
23"/58 cm



**33375 Swing Bridge**  
26"/66 cm



Genuine  
**BRIO**

**33372**  
**Sydney Bridge**  
 47"/119 cm



**33396 Rope Bridge**  
 26"/66 cm



**33397 Reversible Double Track Bridge**  
 Flip it over for two height choices of play! 31"/79 cm



**33468 Scenic Bridge**  
 25 1/2"/65 cm



**33469 Sky Bridge**  
 25 1/2"/65 cm



**33474 Drive n' Go Bridge**  
 Special bridge for vehicles only, plus a middle tunnel for track. Includes car. 13"/33 cm



**33253 Stacking Track Supports**  
 Build a bridge, make a tunnel or stack them to create up to three levels of fun.



**33254 Super Supports**  
 Wide and sturdy stackable supports with built-in anti-slip strips to hold track in place.



**33354 Graded Supports**  
 21 pieces for graduated building.



**33355 Supports**  
 Six pieces for even height building.



# Building My Own Railway World



I can build any world I can imagine with colorful play pieces that work like the ones in a real train yard. The cranes and forklifts pick up and carry loads and engine sheds store my sleepy trains.

## How would you build your world?

### My Cranes Can Turn, Lift And Drop



**33242 Tower Crane**  
 Lift loads higher. Poseable person and yellow load included. 5 1/2"/147 mm Length = 1 x A1



**33321 Fork Lift Set**  
 Magnetic lift set includes driver wagon and load.



**33325 Dockside Crane Depot**  
 Lift and rotate magnetic loads 360°. Includes built-in track and engineer. 6 1/4"/16 cm Length = 1 x A1



**33327 Crane**



**33386 Overhead Crane**

**Fun Fact!** More than 12,000 BRIO® trains and vehicles are made daily. That's like ordering 1,000 large 12 slice pizzas!

### Boats And Cars To Add To My Adventure



**33518 Car Transporter**



**33661 Ferry**





## Buildings And Places For My Trains

### 33668 Record and Play Railway Station

BRIO's® first interactive railway station features buttons for recording 10 second messages and playing them back, engine sounds and working station lights. Includes magnetic track, new poseable BRIO® person, and destination sign with three cities! Requires 3 x AA (batteries not included). 8 1/2"/216 mm



### 33261

**Railway Play House Expansion Set**  
Interactive fun play set includes two play houses to also use as track supports or as a tunnel, 2 track pieces and 2 people.



### 33643

**Play People**  
Four new play people with moveable heads, arms and legs. Each fits into all open BRIO® engines, vehicles and wagons.



### 33324

**Push and Load Tower**  
Load through the roof and press the chimney to release the magnetic cargo into a waiting vehicle. Includes magnetic loads and wagon!



33328 Fix-it Shed



33365 Engine Shed

**Did you know** that 68,000 wheels are used each day for BRIO® trains? Count the number of wheels on all of your BRIO® toys.

**Fun Fact!**

Genuine  
**BRIO®**



33456  
Grand Roundhouse



33461  
Roundhouse



33563  
Semaphore

33564  
Signal House  
& Semaphore



33660  
Platform



33662  
Two-Level Platform



33663  
Railway Station



33584  
Fire Station



33665  
Footbridge & Family

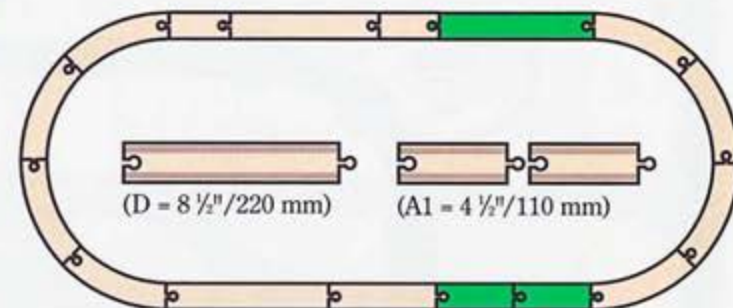
## How I Build My Train Sets

Each time I play, I build a different layout. Sometimes I use all of the track pieces, bridges, tunnels and trains to make really big play towns, and sometimes I don't use all of my pieces.

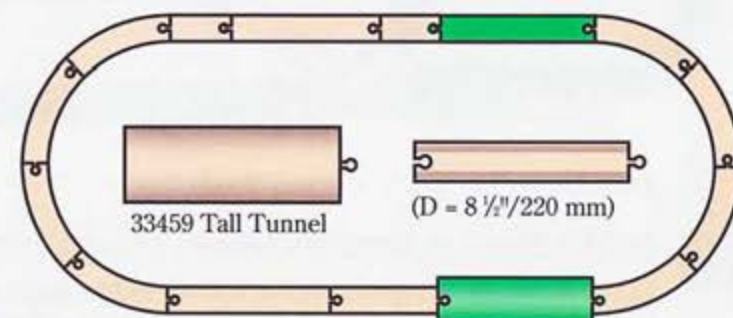
### Making Bigger Layouts

Here are some ideas to help you and your family to build new train layouts using your starter sets and adding on more play pieces. Remember, every new layout is a new adventure!

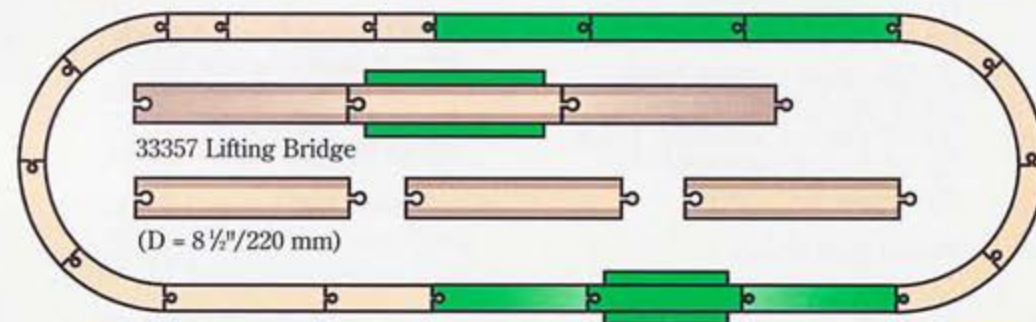
D Straight  
Track = 2 x A1



33459 Tall  
Tunnel = 1 x D

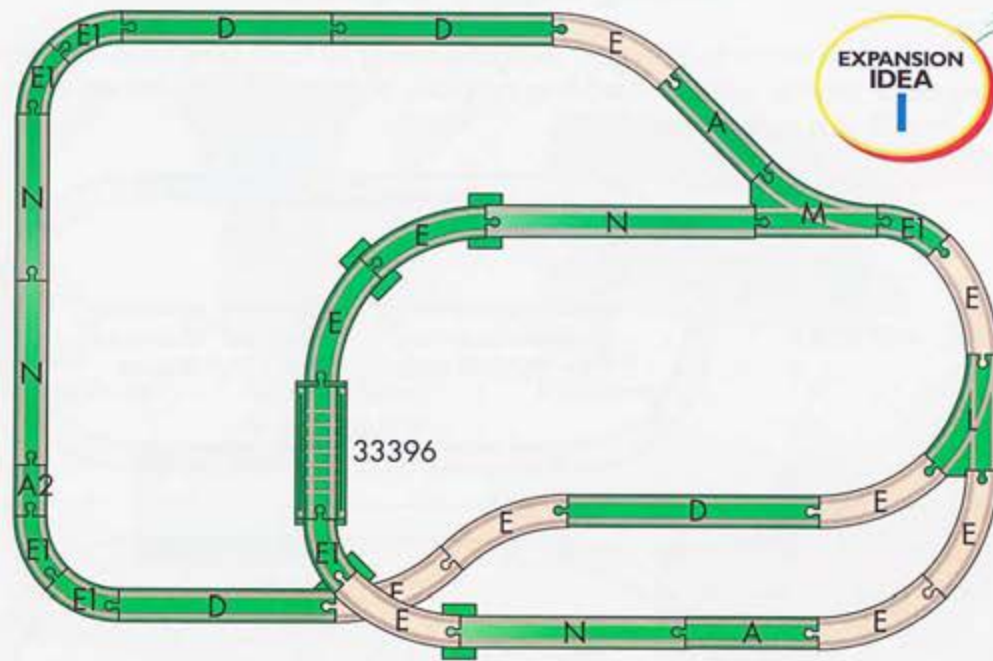


33357 Lifting  
Bridge = 3 x D




Sometimes mom or dad help me build new adventures by following these pictures. These pictures can help you and your family build new layouts too!

## 330II Railway Parade Beginner Circle Set



EXPANSION  
IDEA  
1

 330II Circle Set (8) 'E' Curved Track

 **Add-On Pieces to Complete Layout:**

**33308 Advanced Expansion Pack**

- (2) 'A' Medium Straight Track
- (1) 'A2' Mini Straight Track
- (2) 'D' Straight Track
- (2) 'E' Curved Track
- (2) 'E1' Short Curved Track
- (1) 'L' Curved Switching Track
- (1) 'M' Curved Switching Track
- (2) 'N' Ascending Track
- (5) Supports

**Pieces Left Over:**

- (1) 'B2' Mini Straight Track
- (2) 'D' Straight Track
- (1) 'V' Ramp Track
- (1) Support

**33396 Rope Bridge**

- (1) Rope Bridge
- (2) 'N' Ascending Track

**33337 Short Curved Track**

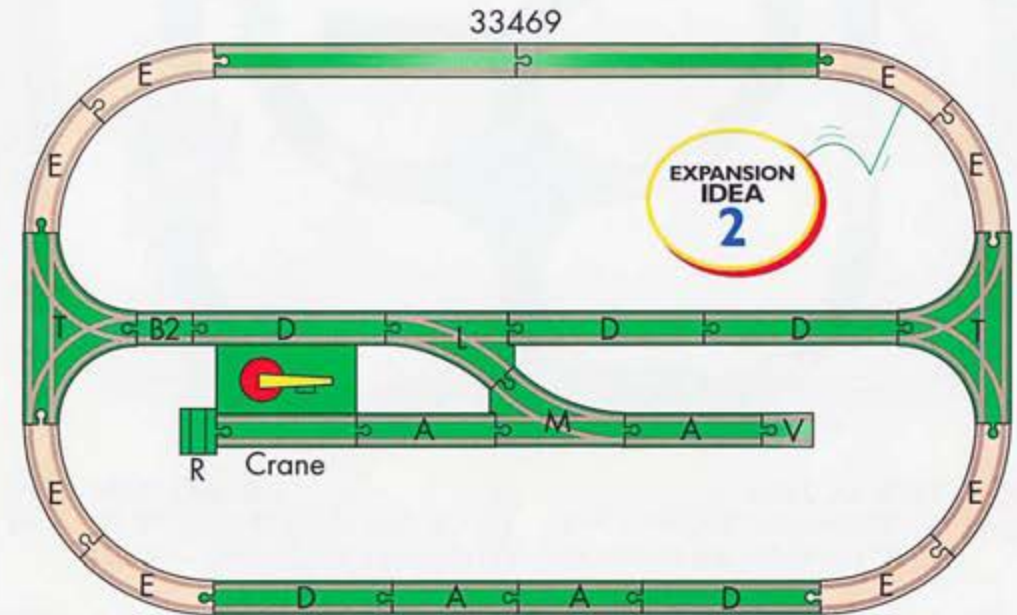
- (4) 'E1' Short Curved Track

**33341 Straight Track**


- (2) 'D' Straight Track


These expansion adventures fit on most play board/frame systems.

## 330II Railway Parade Beginner Circle Set



EXPANSION  
IDEA  
2

 330II Circle Set (8) 'E' Curved Track

 **Add-On Pieces to Complete Layout:**

**33302 Dock Yard Expansion Pack**

- (1) 'D' Straight Track
- (1) 'R' Buffer Stop
- (1) 'T' T-Switch
- (1) Dockside Crane

**33463 T-Switch**

- (1) 'T' T-Switch
- (1) 'B2' Mini Straight Track

**33346 Curved Switching Track**

- (1) 'L' Curved Switching Track
- (1) 'M' Curved Switching Track

**Pieces Left Over:**

- (2) 'U' Ramp Track
- (1) 'V' Ramp Track

**33469 Sky Bridge**

- (1) Sky Bridge

**33341 Straight Track**

- (4) 'D' Straight Track

**33335 Medium Straight Track**

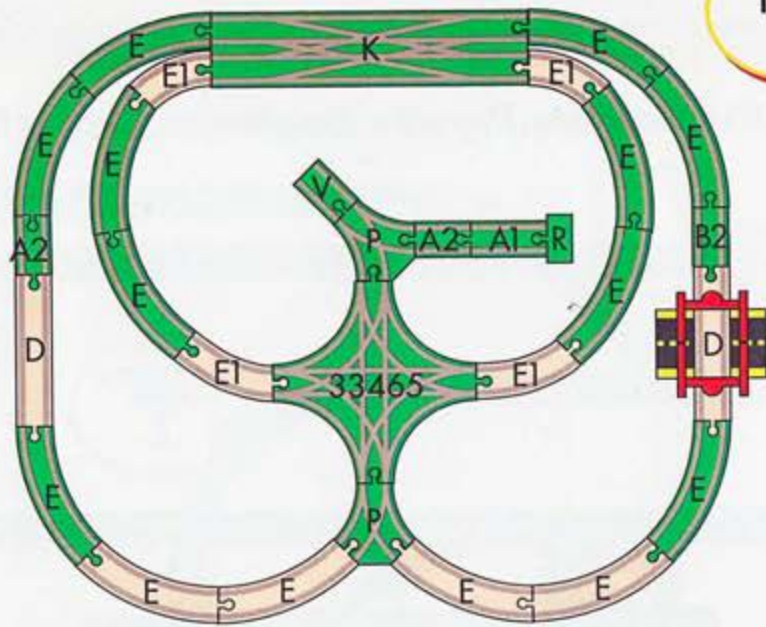
- (4) 'A' Medium Straight Track

**33331 Ramp Track**

- (1) 'V' Ramp Track

"A lot of track pieces have two sides!"

## 33021 Railway Crossing Oval Set



EXPANSION  
IDEA  
1



### 33021 Oval Set

- (2) 'D' Straight Track
- (4) 'E' Curved Track

- (4) 'E1' Short Curved Track
- (1) Railway Crossing



### Add-On Pieces to Complete Layout:

#### 33303 Shunting Yard Expansion Pack

- (1) 'A1' Short Straight Track
- (1) 'K' Switching & Crossing Track
- (1) 'R' Buffer Stop
- (1) 'V' Ramp Track

#### 33465 Star Switch

- (1) 'X' Star Switch

#### 33342 Curved Track - (3 packs)

- (10) 'E' Curved Track

### Pieces Left Over:

- (1) 'D' Straight Track
- (1) 'C2' Mini Straight Track
- (2) 'E' Curved Track
- (2) 'O' Short Curved Switches

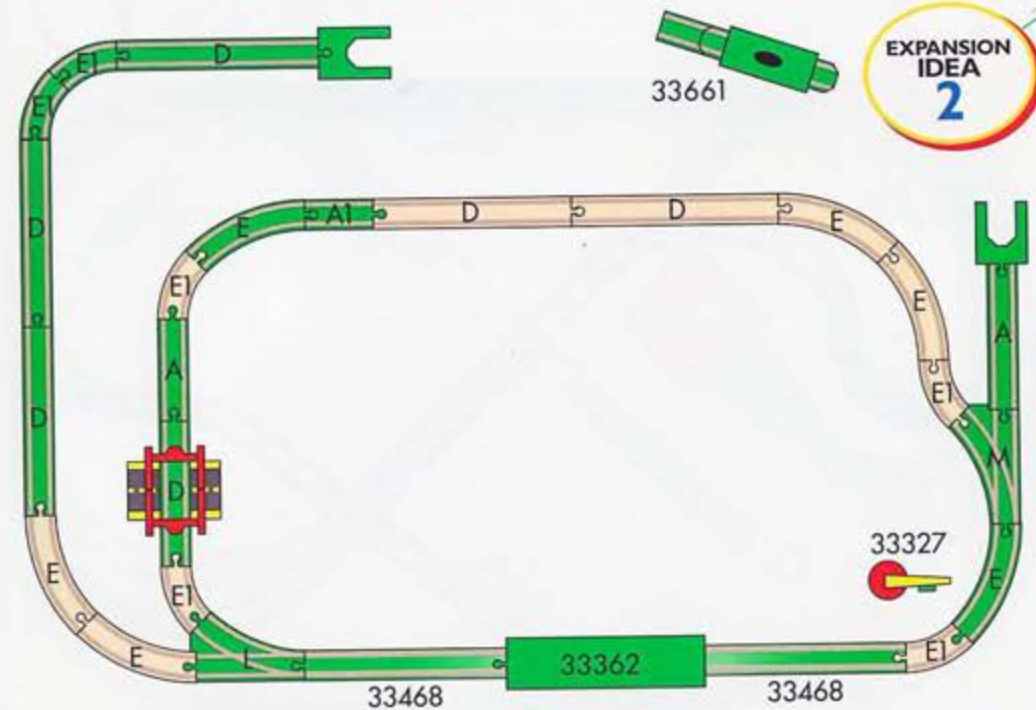
#### 33350 Short Curved Switches

- (2) 'P' Short Curved Switches

#### 33333 Mini Straight Track

- (2) 'A2' Mini Straight Track
- (1) 'B2' Mini Straight Track

## 33021 Railway Crossing Oval Set



EXPANSION  
IDEA  
2



### 33021 Oval Set

- (2) 'D' Straight Track
- (4) 'E' Curved Track

- (4) 'E1' Short Curved Track
- (1) Railway Crossing



### Add-On Pieces to Complete Layout:

#### 33343 Intermediate Expansion Pack

- (2) 'A' Medium Straight Track
- (1) 'A1' Short Straight Track
- (4) 'D' Straight Track
- (2) 'E' Curved Track
- (2) 'E1' Short Curved Track
- (1) 'L' Curved Switching Track
- (1) 'M' Curved Switching Track

#### 33362 Classic Tunnel

- (1) Classic Tunnel

#### 33327 Crane

- (1) Crane

#### 33661 Ferry

- (1) Ferry

#### 33468 Scenic Bridge

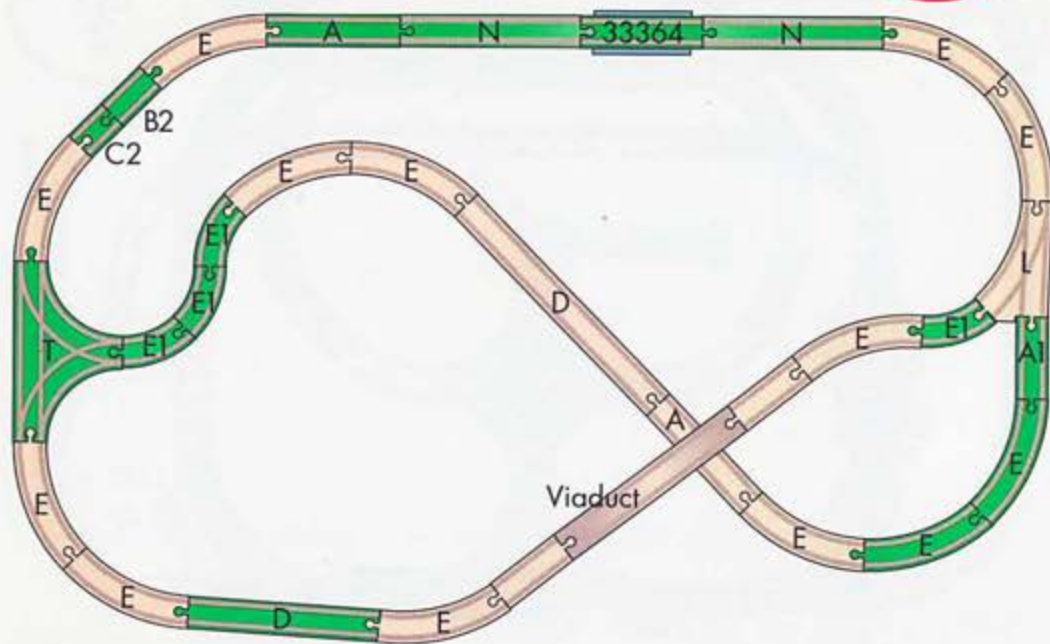
- (1) Scenic Bridge

### Pieces Left Over:

- (1) 'A1' Short Straight Track
- (1) 'B2' Mini Straight Track
- (1) 'C2' Mini Straight Track
- (1) 'D' Straight Track

## 33026 Classic Figure 8 Set

EXPANSION  
IDEA  
1



### 33026 Figure 8 Set

- (1) 'A' Medium Straight Track
- (1) 'D' Straight Track
- (11) 'E' Curved Track
- (1) 'L' Curved Switching Track
- (1) Viaduct



### Add-On Pieces to Complete Layout:

#### 33339 Beginner Expansion Pack

- (1) 'A' Medium Straight Track
- (1) 'A1' Short Straight Track
- (1) 'B2' Mini Straight Track
- (1) 'C2' Mini Straight Track
- (1) 'D' Straight Track
- (2) 'E' Curved Track

#### 33337 Short Curved Track

- (4) 'E1' Short Curved Track

#### Pieces Left Over:

- (1) 'A2' Mini Straight Track
- (1) 'B2' Mini Straight Track
- (1) 'D' Straight Track
- (2) 'E' Curved Track
- (1) 'V' Ramp Track

#### 33364 Draw Bridge

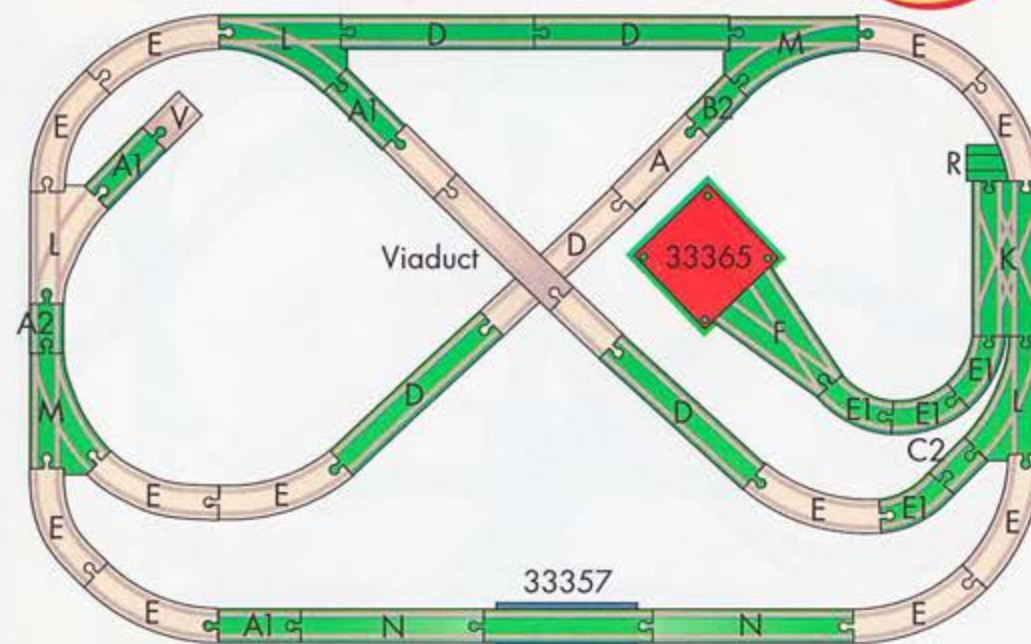
- (1) Draw Bridge
- (2) 'N' Ascending Track

#### 33463 T-Switch

- (1) 'T' T-Switch

## 33026 Classic Figure 8 Set

EXPANSION  
IDEA  
2



### 33026 Figure 8 Set

- (1) 'A' Medium Straight Track
- (1) 'D' Straight Track
- (11) 'E' Curved Track
- (1) 'L' Curved Switching Track
- (1) Viaduct



### Add-On Pieces to Complete Layout:

#### 33303 Shunting Yard Expansion Pack

- (1) 'A1' Short Straight Track
- (1) 'K' Switching & Crossing Track
- (1) 'R' Buffer Stop
- (1) 'V' Ramp Track

#### 33333 Mini Straight Track

- (1) 'A2' Mini Straight Track
- (1) 'B2' Mini Straight Track
- (1) 'C2' Mini Straight Track

#### 33341 Straight Track

- (4) 'D' Straight Track

#### 33346 Curved Switching Track - (2 packs)

- (2) 'L' Curved Switching Track
- (2) 'M' Curved Switching Track

#### Pieces Left Over:

- (2) 'A1' Short Straight Track
- (1) 'A2' Mini Straight Track
- (1) 'D' Straight Track
- (1) 'V' Ramp Track

#### 33337 Short Curved Track

- (4) 'E1' Short Curved Track

#### 33334 Short Straight Track

- (2) 'A1' Short Straight Track

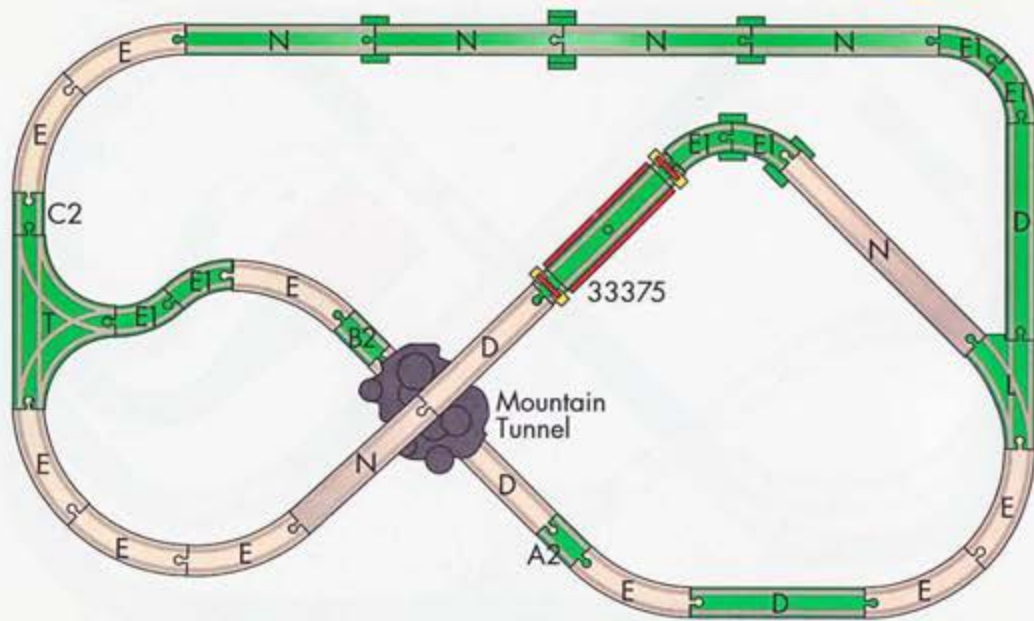
#### 33357 Lifting Bridge

- (1) Lifting Bridge
- (2) 'N' Ascending Track

#### 33365 Engine Shed

- (1) Engine Shed
- (1) 'F' Switching Track

# 33027 Mountain Figure 8 Set



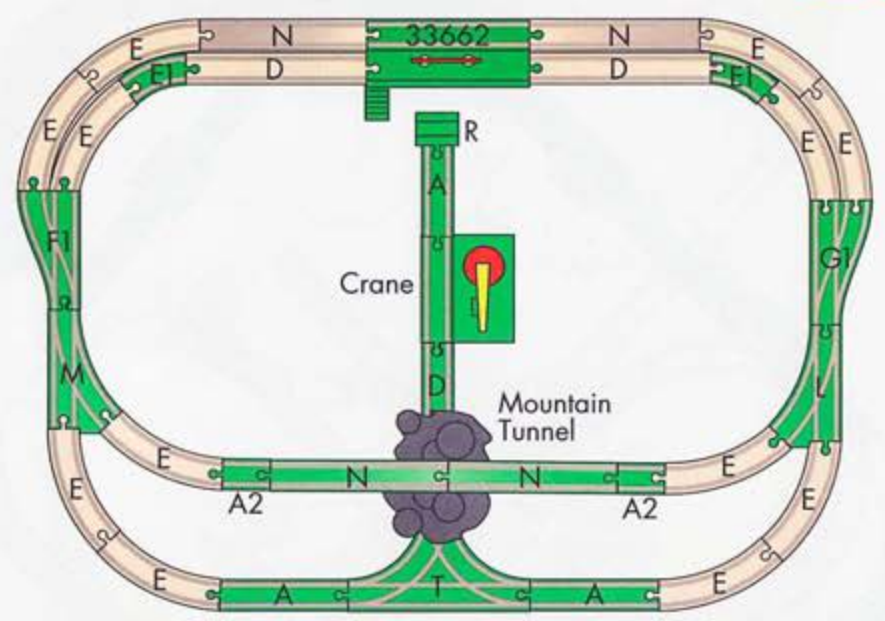
- 33027 Mountain Figure 8 Set**
- (9) 'E' Curved Track
- (2) 'D' Straight Track
- (2) 'N' Ascending Track
- (1) Mountain Tunnel

**Add-On Pieces to Complete Layout:**

- 33308 Advanced Expansion Pack**
- (1) 'A2' Mini Straight Track
- (1) 'C2' Mini Straight Track
- (2) 'D' Straight Track
- (2) 'E1' Short Curved Track
- (1) 'L' Curved Switching Track
- (2) 'N' Ascending Track
- (6) Supports
- 33375 Swing Bridge**
- (1) Swing Bridge
- (2) 'N' Ascending Track
- 33463 T-Switch**
- (1) T-Switch
- (1) 'B2' Mini Straight Track
- 33337 Short Curved Track**
- (4) 'E1' Short Curved Track

- Pieces Left Over:**
- (2) 'A' Medium Straight Track
  - (1) 'B2' Mini Straight Track
  - (5) 'E' Curved Track
  - (1) 'M' Curved Switching Track
  - (1) 'V' Ramp Track

# 33027 Mountain Figure 8 Set



- 33027 Mountain Figure 8 Set**
- (12) 'E' Curved Track
- (2) 'D' Straight Track
- (2) 'N' Ascending Track
- (1) Mountain Tunnel

**Add-On Pieces to Complete Layout:**

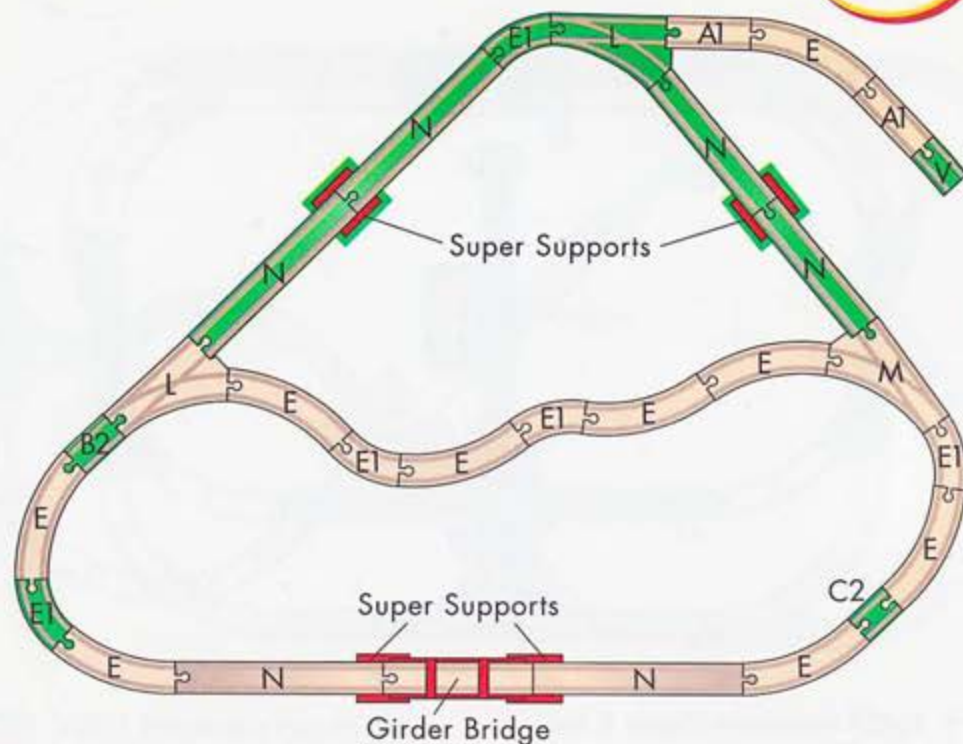
- 33302 Dock Yard Expansion Pack**
- (1) 'D' Straight Track
- (1) 'R' Buffer Stop
- (1) 'T' T-Switch
- (1) Dockside Crane
- 33335 Medium Straight Track**
- (3) 'A' Straight Track
- 33333 Mini Straight Track**
- (2) 'A2' Mini Straight Track
- 33337 Short Curved Track**
- (2) 'E1' Short Curved Track
- 33346 Curved Switching Track**
- (1) 'L' Curved Switching Track
- (1) 'M' Curved Switching Track
- 33466 Parallel Switch**
- (1) 'F1' Parallel Switch
- (1) 'G1' Parallel Switch
- 33662 Two-Level Platform**
- (1) Two-Level Platform
- (1) 'N' Ascending Track

- Pieces Left Over:**
- (1) 'A' Straight Track
  - (1) 'B2' Mini Straight Track
  - (1) 'C2' Mini Straight Track
  - (2) 'D' Straight Track
  - (2) 'E1' Short Curved Track



## 33050 Country Crossing Play Set

EXPANSION  
IDEA



### 33050 Country Crossing Play Set

- (2) 'A1' Short Straight Track
- (9) 'E' Curved Track
- (3) 'E1' Short Curved Track
- (1) 'L' Curved Switching Track
- (1) 'M' Curved Switching Track
- (2) 'N' Ascending Track
- (1) Girder Bridge
- (2) Super Supports

### Add-On Pieces to Complete Layout:

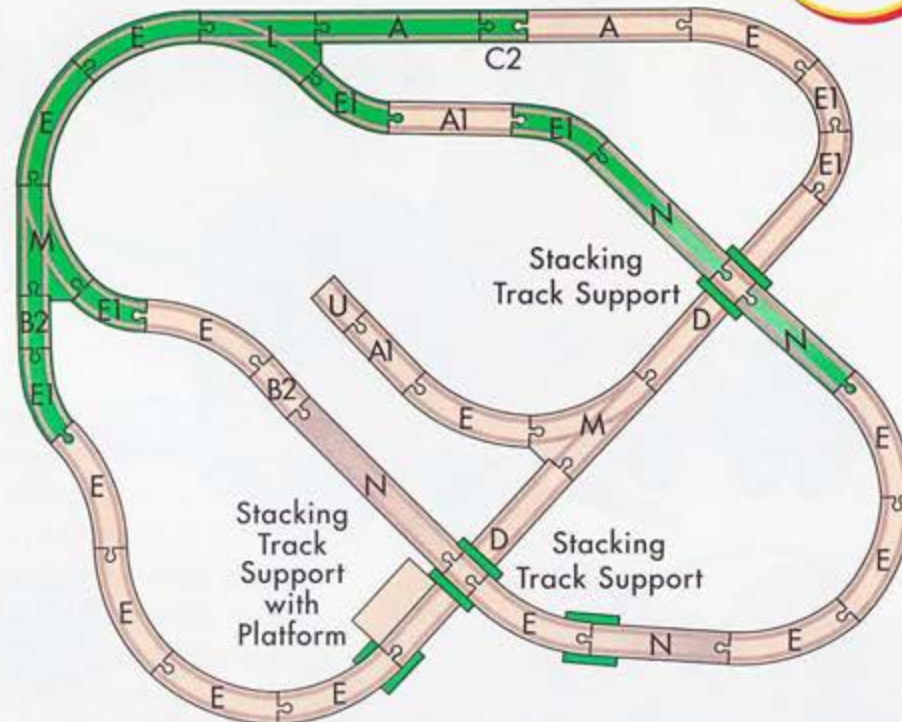
- 33343 Intermediate Expansion Pack**
- (1) 'B2' Mini Straight Track
- (1) 'C2' Mini Straight Track
- (2) 'E1' Short Curved Track
- (1) 'L' Curved Switching Track
- 33480 Big Dipper w/Super Supports**
- (4) 'N' Ascending Track
- (2) Super Supports
- 33331 Ramp Track**
- (1) 'V' Ramp Track

### Pieces Left Over:

- (2) 'A' Medium Straight Track
- (2) 'A1' Short Straight Track
- (5) 'D' Straight Track
- (3) 'E' Curved Track
- (1) 'M' Curved Switching Track
- (2) 'U' Ramp Track
- (1) 'V' Ramp Track

## 33051 Track & Stack City Set

EXPANSION  
IDEA



### 33051 Track & Stack City Set

- (1) 'A' Medium Straight Track
- (2) 'A1' Short Straight Track
- (1) 'B2' Mini Straight Track
- (2) 'D' Straight Track
- (11) 'E' Curved Track
- (2) 'E1' Short Curved Track
- (1) 'M' Curved Switching Track
- (2) 'N' Ascending Track
- (1) 'U' Ramp Track
- (2) Stacking Track Supports
- (1) Stacking Track Support w/Platform

### Add-On Pieces to Complete Layout:

- 33339 Beginner Expansion Pack**
- (1) 'A' Medium Straight Track
- (1) 'B2' Mini Straight Track
- (1) 'C2' Mini Straight Track
- (2) 'E' Curved Track
- 33346 Curved Switching Track**
- (1) 'L' Curved Switching Track
- (1) 'M' Curved Switching Track
- 33332 Ascending Track**
- (2) 'N' Ascending Track

### 33337 Short Curved Track

- (4) 'E1' Short Curved Track

### Pieces Left Over:

- (1) 'A1' Short Straight Track
- (1) 'A2' Mini Straight Track
- (1) 'A3' Middle Straight Track
- (2) 'D' Straight Track
- (2) 'E' Curved Track